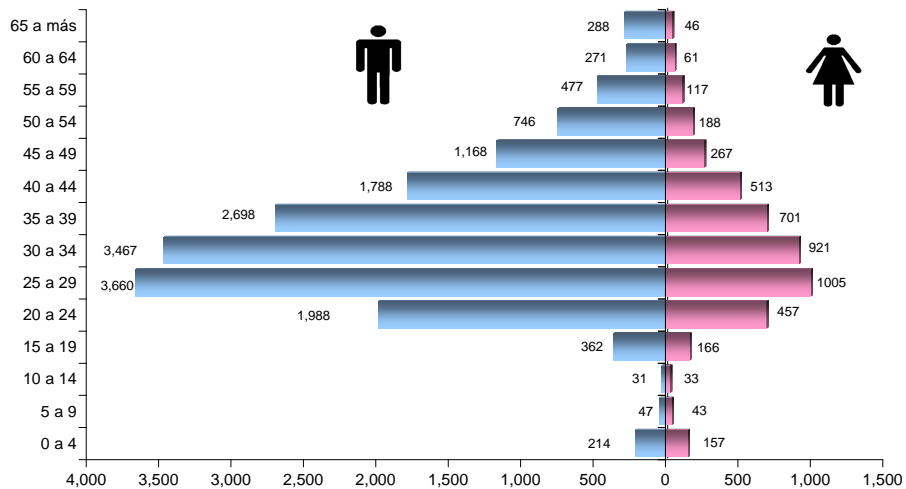
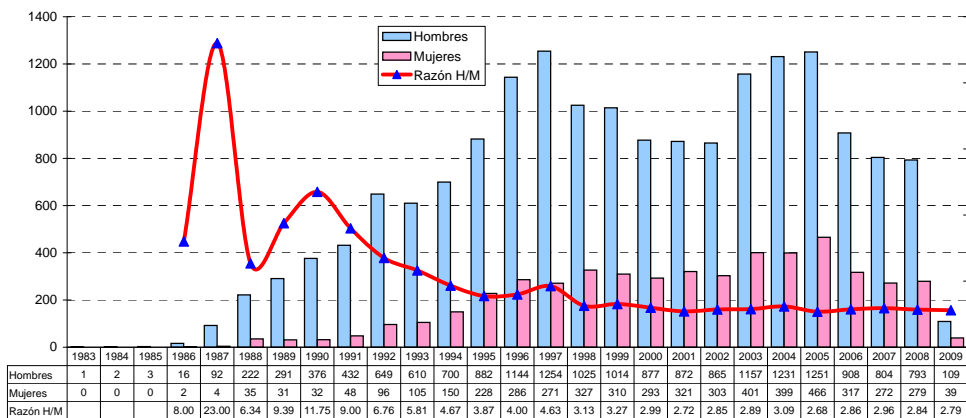


### SIDA: DISTRIBUCIÓN POR EDAD Y SEXO PERU, 1983-2009



Fuente: GT ETS/VIH/SIDA DGE - MNSA

### SIDA: RAZÓN HOMBRE/MUJER PERU, 1983-2009



Fuente: GT ETS/VIH/SIDA DGE - MNSA



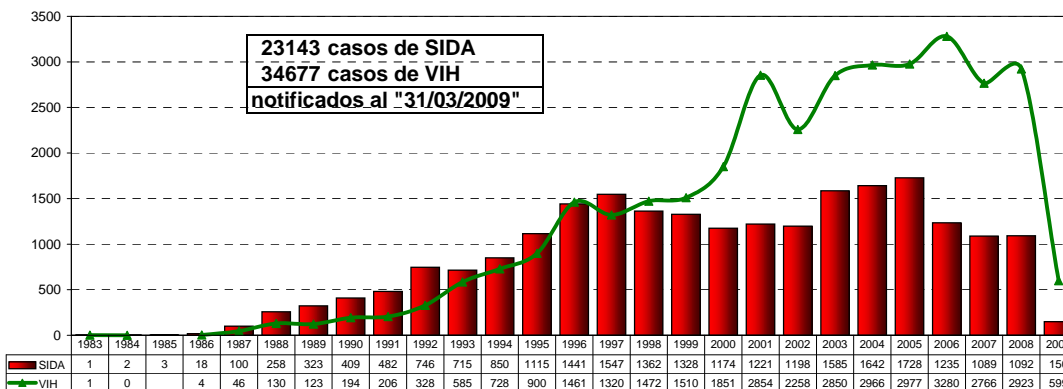
DIRECCION GENERAL DE EPIDEMIOLOGÍA

### Situación del VIH/SIDA en el Perú \* Boletín Epidemiológico Mensual Marzo 2009



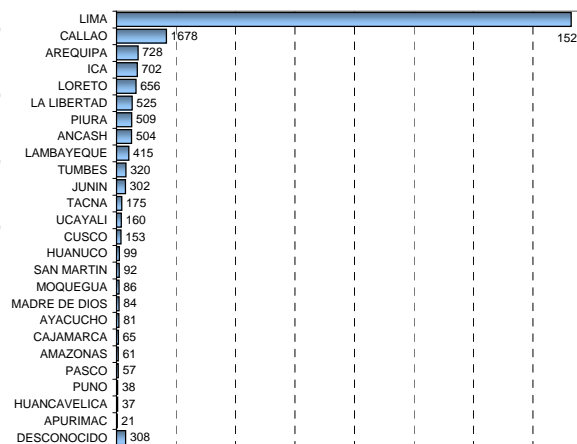
\* Notificaciones de 33 DISAs

### CASOS DE SIDA SEGÚN AÑO DE DIAGNÓSTICO PERU, 1983-2009



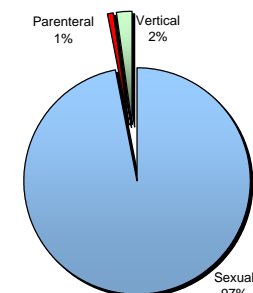
Fuente: GT ETS/VIH/SIDA DGE - MNSA

### SIDA: CASOS ACUMULADOS 1983-2009



Fuente: GT ETS/VIH/SIDA DGE - MNSA

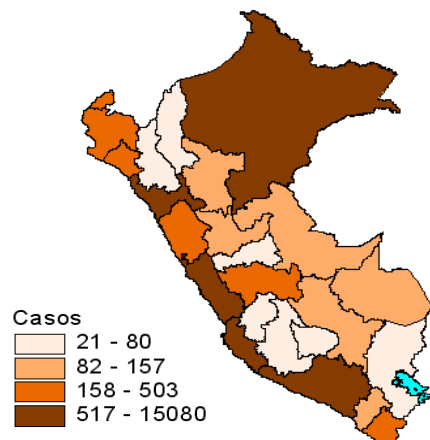
### SIDA: VÍA DE TRANSMISIÓN 1983-2009



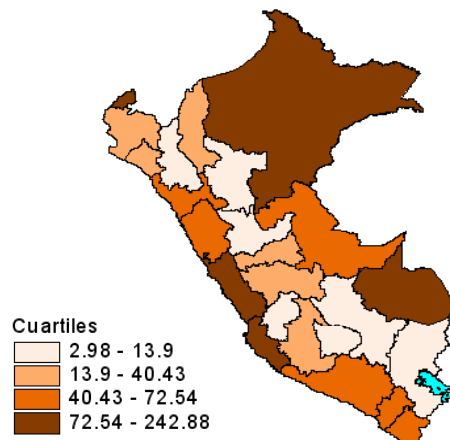
Fuente: GT ETS/VIH/SIDA DGE - MNSA

## PERÚ: NOTIFICACION DE CASOS DE SIDA 1983 - 2008

Casos acumulados 1983 - 2008

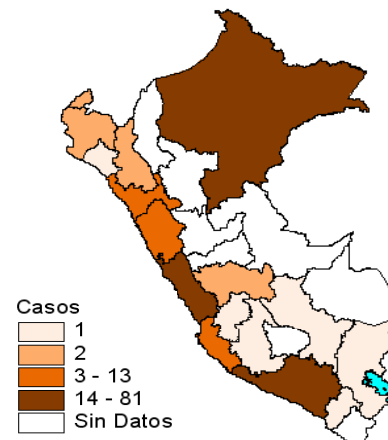


Incidencia acumulada 1983 - 2008

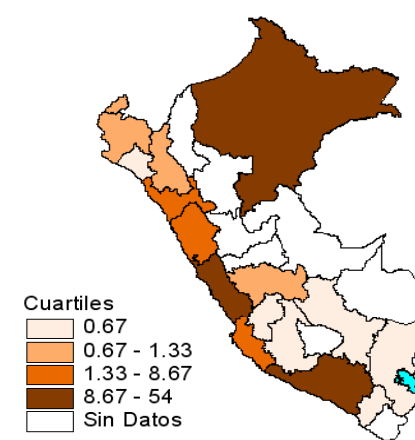


## PERÚ: NOTIFICACION DE CASOS DE SIDA 2009

N° de Casos 2009



Incidencia acumulada 2009



## PERÚ: NOTIFICACIÓN DE CASOS DE VIH/SIDA

| Departamento  | 1983-1990  |             | 1991-2000    |              | 2001-2008    |              | 2009       |            |
|---------------|------------|-------------|--------------|--------------|--------------|--------------|------------|------------|
|               | VIH        | SIDA        | VIH          | SIDA         | VIH          | SIDA         | VIH        | SIDA       |
| AMAZONAS      | 0          | 1           | 22           | 25           | 113          | 35           | 0          | 0          |
| ANCASH        | 0          | 1           | 176          | 255          | 499          | 242          | 9          | 3          |
| APURIMAC      | 0          | 0           | 5            | 10           | 22           | 11           | 0          | 0          |
| AREQUIPA      | 6          | 31          | 294          | 298          | 684          | 380          | 3          | 14         |
| AYACUCHO      | 0          | 2           | 19           | 54           | 98           | 24           | 4          | 1          |
| CAJAMARCA     | 0          | 1           | 33           | 37           | 58           | 24           | 1          | 2          |
| CALLAO        | 37         | 108         | 819          | 783          | 1634         | 766          | 41         | 13         |
| CUSCO         | 2          | 4           | 32           | 66           | 156          | 82           | 10         | 1          |
| HUANCAVELICA  | 0          | 0           | 1            | 13           | 34           | 22           | 1          | 1          |
| HUANUCO       | 0          | 1           | 57           | 55           | 248          | 43           | 14         | 0          |
| ICA           | 1          | 6           | 146          | 325          | 539          | 364          | 2          | 3          |
| JUNIN         | 0          | 2           | 116          | 150          | 509          | 146          | 14         | 2          |
| LA LIBERTAD   | 3          | 17          | 267          | 263          | 826          | 237          | 35         | 5          |
| LAMBAYEQUE    | 0          | 10          | 218          | 145          | 703          | 250          | 8          | 1          |
| LIMA          | 420        | 834         | 6794         | 7175         | 11675        | 7071         | 254        | 81         |
| LORETO        | 1          | 13          | 235          | 300          | 1613         | 303          | 105        | 17         |
| MADRE DE DIOS | 0          | 0           | 9            | 24           | 184          | 58           | 4          | 0          |
| MOQUEGUA      | 0          | 3           | 44           | 53           | 114          | 28           | 0          | 1          |
| PASCO         | 0          | 0           | 45           | 32           | 156          | 23           | 6          | 0          |
| PIURA         | 1          | 0           | 263          | 257          | 704          | 246          | 10         | 2          |
| PUNO          | 1          | 1           | 16           | 18           | 25           | 15           | 2          | 1          |
| SAN MARTIN    | 0          | 1           | 101          | 49           | 525          | 37           | 28         | 0          |
| TACNA         | 2          | 2           | 51           | 98           | 130          | 58           | 3          | 0          |
| TUMBES        | 0          | 1           | 167          | 111          | 270          | 129          | 3          | 2          |
| UCAYALI       | 0          | 0           | 191          | 52           | 556          | 105          | 30         | 0          |
| DESCONOCIDO   | 24         | 75          | 240          | 112          | 799          | 91           | 12         | 0          |
| <b>PERU</b>   | <b>498</b> | <b>1114</b> | <b>10361</b> | <b>10760</b> | <b>22874</b> | <b>10790</b> | <b>599</b> | <b>150</b> |

Fuente: GT ETS/VIH/SIDA DGE - MINSA

## PERÚ: CASOS NOTIFICADOS - INCIDENCIA ACUMULADA

| Departamento  | 1983 - 2008  |               |              | 2009       |            |             |
|---------------|--------------|---------------|--------------|------------|------------|-------------|
|               | CASOS        | %             | IA *         | CASOS      | %          | IA**        |
| AMAZONAS      | 61           | 0.27          | 16.54        | 0          | 0.00       | 0.00        |
| ANCASH        | 498          | 2.20          | 49.67        | 3          | 2.00       | 0.27        |
| APURIMAC      | 21           | 0.09          | 5.19         | 0          | 0.00       | 0.00        |
| AREQUIPA      | 709          | 3.13          | 72.54        | 14         | 9.33       | 1.14        |
| AYACUCHO      | 80           | 0.35          | 15.69        | 1          | 0.67       | 0.15        |
| CAJAMARCA     | 62           | 0.27          | 4.64         | 2          | 1.33       | 0.14        |
| CALLAO        | 1657         | 7.31          | 242.88       | 13         | 8.67       | 1.50        |
| CUSCO         | 152          | 0.67          | 13.76        | 1          | 0.67       | 0.08        |
| HUANCAVELICA  | 35           | 0.15          | 8.64         | 1          | 0.67       | 0.21        |
| HUANUCO       | 99           | 0.44          | 13.71        | 0          | 0.00       | 0.00        |
| ICA           | 695          | 3.07          | 115.29       | 3          | 2.00       | 0.42        |
| JUNIN         | 298          | 1.31          | 26.43        | 2          | 1.33       | 0.17        |
| LA LIBERTAD   | 517          | 2.28          | 40.79        | 5          | 3.33       | 0.31        |
| LAMBAYEQUE    | 405          | 1.79          | 40.43        | 1          | 0.67       | 0.09        |
| LIMA          | 15080        | 66.54         | 223.83       | 81         | 54.00      | 0.97        |
| LORETO        | 616          | 2.72          | 76.70        | 17         | 11.33      | 1.73        |
| MADRE DE DIOS | 82           | 0.36          | 79.15        | 0          | 0.00       | 0.00        |
| MOQUEGUA      | 84           | 0.37          | 62.35        | 1          | 0.67       | 0.58        |
| PASCO         | 55           | 0.24          | 22.87        | 0          | 0.00       | 0.00        |
| PIURA         | 503          | 2.22          | 34.64        | 2          | 1.33       | 0.11        |
| PUNO          | 34           | 0.15          | 2.98         | 1          | 0.67       | 0.07        |
| SAN MARTIN    | 87           | 0.38          | 13.90        | 0          | 0.00       | 0.00        |
| TACNA         | 158          | 0.70          | 66.52        | 0          | 0.00       | 0.00        |
| TUMBES        | 241          | 1.06          | 143.74       | 2          | 1.33       | 0.94        |
| UCAYALI       | 157          | 0.69          | 43.41        | 0          | 0.00       | 0.00        |
| DESCONOCIDO   | 278          | 1.23          |              | 0          | 0.00       |             |
| <b>PERU</b>   | <b>22664</b> | <b>100.00</b> | <b>96.36</b> | <b>150</b> | <b>100</b> | <b>0.53</b> |

\* Para su cálculo se tomó como referencia la población de 1994 (tasa por 100000hab)

Fuente: GT ETS/VIH/SIDA DGE - MINSA

\*\* Para su cálculo se tomó como referencia la población de 2009 (tasa por 100000hab)