



PERÚ

Ministerio
de Salud

Viceministerio
de Salud Pública

Centro Nacional de
Epidemiología, Prevención
y Control de Enfermedades



BICENTENARIO
DEL PERÚ
2021 - 2024

VIGILANCIA EPIDEMIOLOGICA INTEGRADA SARAMPION - RUBEOLA

Perú a la SE 37 - 2023



PERÚ

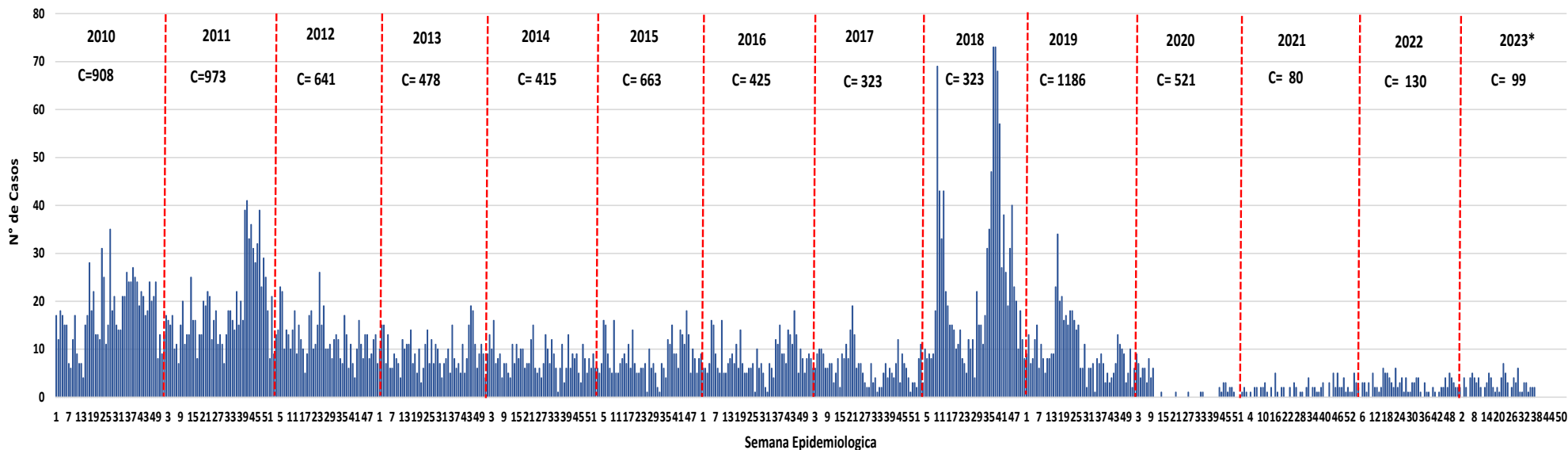
Ministerio de Salud

Viceministerio de Salud Pública

Centro Nacional de Epidemiología, Prevención y Control de Enfermedades

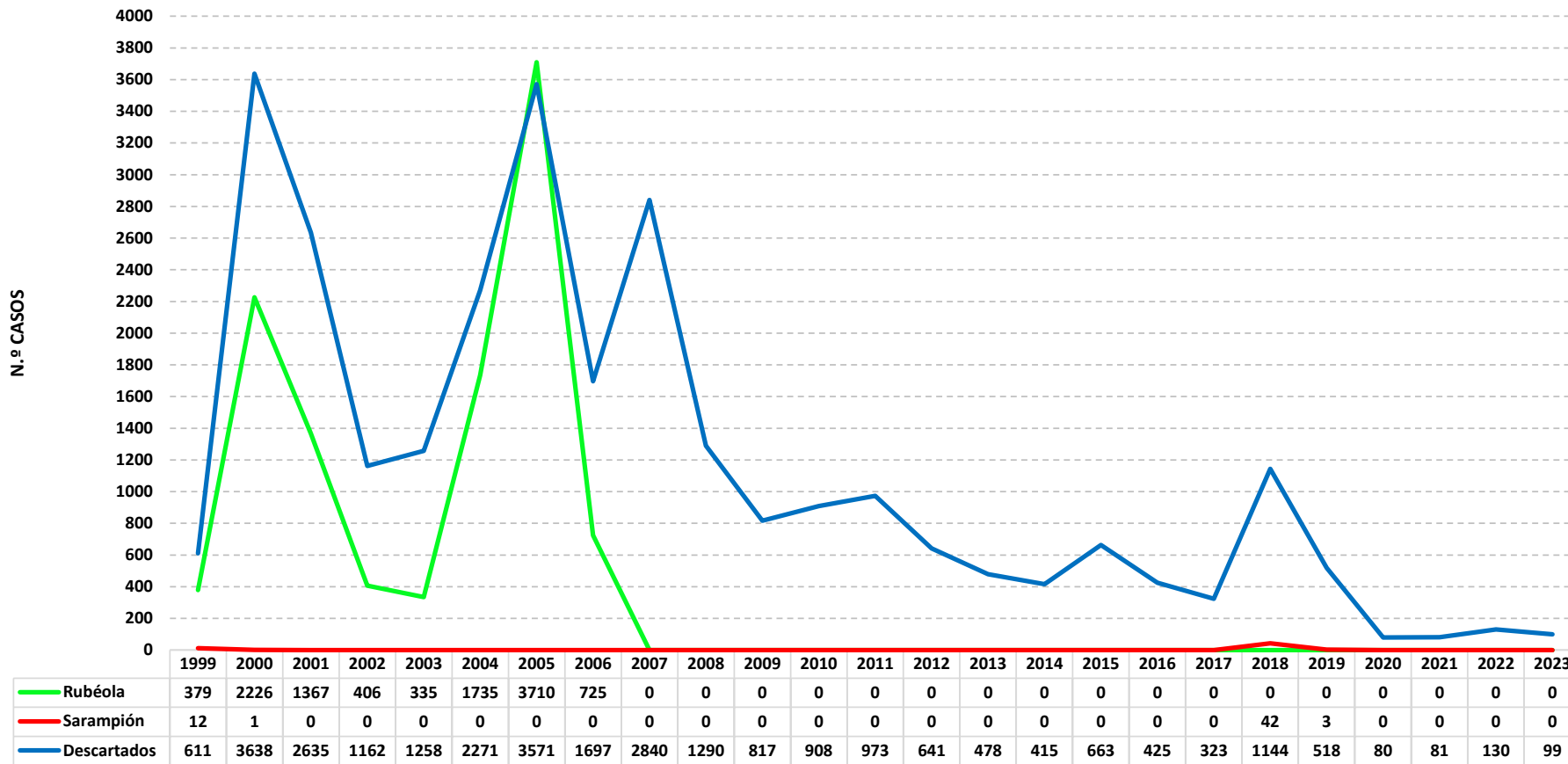
Casos notificados de sarampión - rubéola

Perú 1999 – 2023*



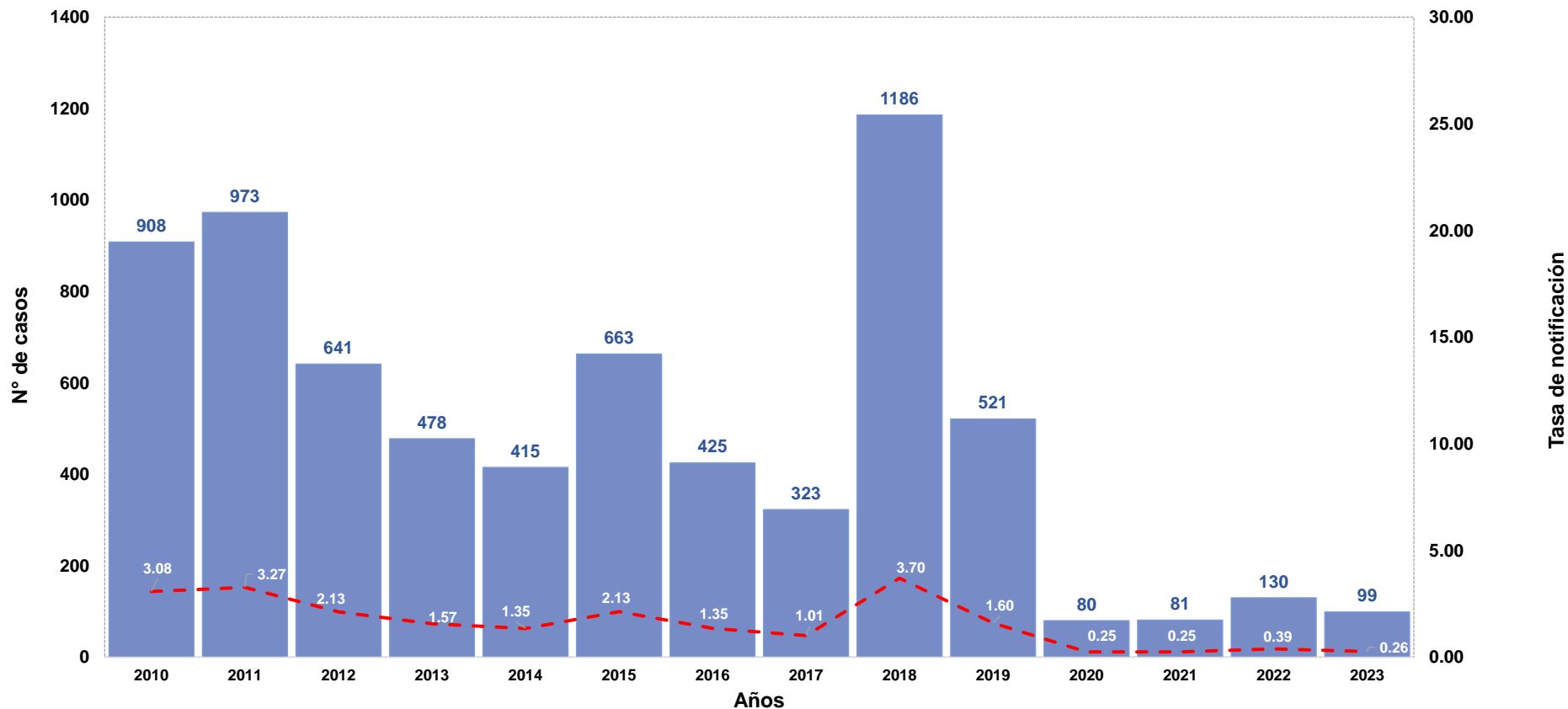


Casos notificados de sarampión – rubéola según clasificación, Perú 1999 a 2023*





Casos de sarampión – rubéola y tasa de notificación x 100,000 hab. Perú 2010 – 2023 (*)





Casos notificados de sarampión – rubéola por DIRESA/GERESA/DIRIS, Perú 2010 - 2023*

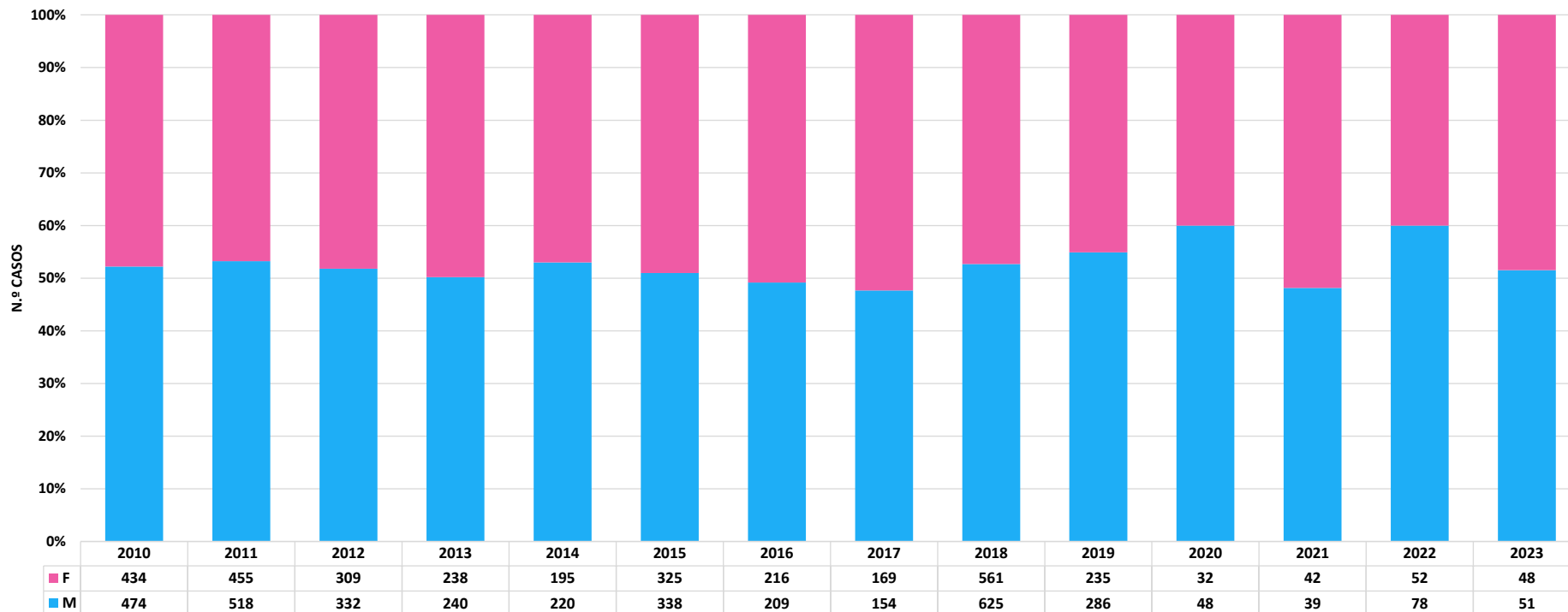
DEPARTAMENTO DIRESA/GERESA/DIRIS		AÑOS																								
		1999	2000	2001	2002	2003	2004	2005	2006	2007	2008	2009	2010	2011	2012	2013	2014	2015	2016	2017	2018	2019	2020	2021	2022	2023
Amazonas	Amazonas	86	55	17	15	4	9	93	25	8	5	0	3	4	4	13	3	1	4	8	11	4	0	0	1	1
Ancash	Ancash	104	59	56	24	33	23	80	15	8	2	2	6	25	37	20	0	6	6	6	22	6	1	0	0	2
Apurímac	Apurímac	4	0	1	0	0	0	1	2	14	18	22	3	3	10	6	9	6	0	1	12	10	1	0	1	2
	Chanka	0	0	0	0	0	0	0	5	0	0	1	0	0	1	0	1	0	0	0	3	1	0	0	0	0
Arequipa	Arequipa	38	268	551	489	224	151	1518	238	1806	469	196	160	125	138	133	132	107	107	55	117	67	18	22	25	23
Ayacucho	Ayacucho	40	2	11	12	4	5	40	60	50	44	63	51	49	17	7	10	14	5	7	21	4	1	1	0	0
Cajamarca	Cajamarca	8	0	0	0	0	3	0	3	0	1	0	1	0	1	0	8	5	3	0	13	1	0	0	2	3
	Chota	0	0	0	0	0	0	0	0	0	0	0	0	0	1	0	0	0	0	0	0	0	0	0	0	0
	Cutervo	0	0	0	0	0	3	1	2	3	1	0	2	2	4	2	0	3	3	0	3	0	0	0	0	0
	Jaen	0	0	0	0	5	9	27	49	2	5	5	1	9	7	2	1	5	4	5	9	7	2	1	2	3
Callao	Callao	21	356	29	15	41	66	677	149	48	20	7	41	39	20	16	15	21	16	10	147	49	3	6	8	12
Cusco	Cusco	26	93	842	107	92	74	632	70	145	60	21	13	9	9	3	7	53	10	9	92	26	2	2	5	3
Huancavelica	Huancavelica	3	9	11	9	9	5	10	40	8	50	15	19	7	24	13	4	2	6	7	3	7	2	0	0	0
Huanuco	Huanuco	13	125	144	24	42	165	92	19	17	6	8	23	19	16	12	9	45	16	10	29	2	1	1	3	6
Ica	Ica	41	1139	10	11	8	18	54	31	4	6	4	2	4	4	3	1	1	0	0	18	5	1	0	1	0
Junín	Junín	39	287	207	123	128	109	301	334	72	89	151	119	69	67	37	27	22	37	23	33	28	5	6	3	6
La Libertad	La Libertad	1	520	378	51	39	22	157	120	22	13	9	38	27	5	4	17	7	3	6	16	2	1	1	0	1
Lambayeque	Lambayeque	4	261	245	35	13	46	146	111	33	22	3	15	25	11	7	6	9	9	12	25	19	0	1	0	1
Lima	Diris Lima Centro	64	609	322	150	187	430	778	326	119	96	76	55	112	52	20	37	75	36	24	135	81	11	9	17	2
	Diris Lima Este	73	637	197	103	267	324	232	78	41	42	32	89	68	23	20	11	28	8	11	62	27	9	7	24	6
	Diris Lima Norte	86	114	32	37	35	223	860	213	105	75	66	73	89	55	44	23	67	25	43	100	35	6	6	4	4
	Diris Lima Sur	98	305	166	85	127	1047	442	220	113	57	58	87	96	34	42	26	65	26	24	70	58	9	11	10	2
	Lima Provincia	72	544	62	59	66	265	679	78	28	31	17	18	26	15	10	9	17	10	6	29	12	1	1	7	12
Loreto	Loreto	49	140	59	50	16	11	9	7	6	2	5	1	11	12	9	11	13	36	2	24	4	0	0	1	4
Madre De Dios	Madre De Dios	1	33	275	15	4	1	3	1	1	0	0	1	0	0	0	2	1	0	1	4	2	0	0	1	0
Moquegua	Moquegua	3	9	13	4	4	12	21	14	30	8	0	7	3	3	0	4	3	1	1	11	2	0	0	1	0
Pasco	Pasco	6	12	63	7	102	31	18	15	2	3	11	3	2	4	0	0	2	0	2	2	6	0	1	0	0
Piura	Piura	7	0	0	0	0	47	22	65	27	18	9	19	63	14	19	12	5	7	7	66	23	2	1	2	1
	Luciano Castillo	1	0	97	16	19	18	47	21	13	9	3	26	28	22	17	11	22	12	3	7	4	2	1	6	2
Puno	Puno	26	53	31	26	74	11	45	31	4	20	6	8	12	13	2	6	15	13	11	51	10	2	1	2	0
San Martín	San Martín	51	62	44	11	11	5	82	30	5	3	1	1	0	1	0	2	15	4	2	9	5	0	0	0	2
Tacna	Tacna	6	29	20	25	28	864	202	47	99	113	25	13	29	14	11	0	3	10	9	10	3	0	2	2	0
Tumbes	Tumbes	31	3	36	46	5	1	9	3	7	2	1	10	18	3	4	7	25	1	5	10	1	0	0	1	1
Ucayali	Ucayali	0	141	83	19	6	8	3	0	0	0	0	0	0	0	2	4	0	7	13	22	10	0	0	1	0
TOTAL		1002	5865	4002	1568	1593	4006	7281	2422	2840	1290	817	908	973	641	478	415	663	425	323	1186	521	80	81	130	99

Casos notificados de sarampión – rubéola por sexo y cursos de vida, Perú 2010 - 2023*

Años	Total	Sexo				Niños	Adolescentes	Joven	Adulto	Adulto mayor
		Masculino	%	Femenino	%	(0 - 11 años)	(12 - 17 años)	(18 - 29 años)	(30 - 59 años)	(60 + años)
2010	908	474	52.20	434	47.80	778	61	34	33	2
2011	973	518	53.24	455	46.76	860	40	45	26	2
2012	641	332	51.79	309	48.21	527	41	43	30	0
2013	478	240	50.21	238	49.79	404	27	16	31	0
2014	415	220	53.01	195	46.99	361	23	14	17	0
2015	663	338	50.98	325	49.02	538	34	52	35	4
2016	425	209	49.18	216	50.82	343	31	30	21	0
2017	323	154	47.68	169	52.32	243	22	26	32	0
2018	1186	625	52.70	561	47.30	978	58	80	68	2
2019	521	286	54.89	235	45.11	421	30	35	33	2
2020	80	48	60.00	32	40.00	71	2	4	2	1
2021	81	39	48.15	42	51.85	64	2	9	5	1
2022	130	78	60.00	52	40.00	117	5	3	5	0
2023	99	51	51.52	48	48.48	83	3	7	5	1



Casos notificados de sarampión – rubéola según género, Perú 2010 - 2023*



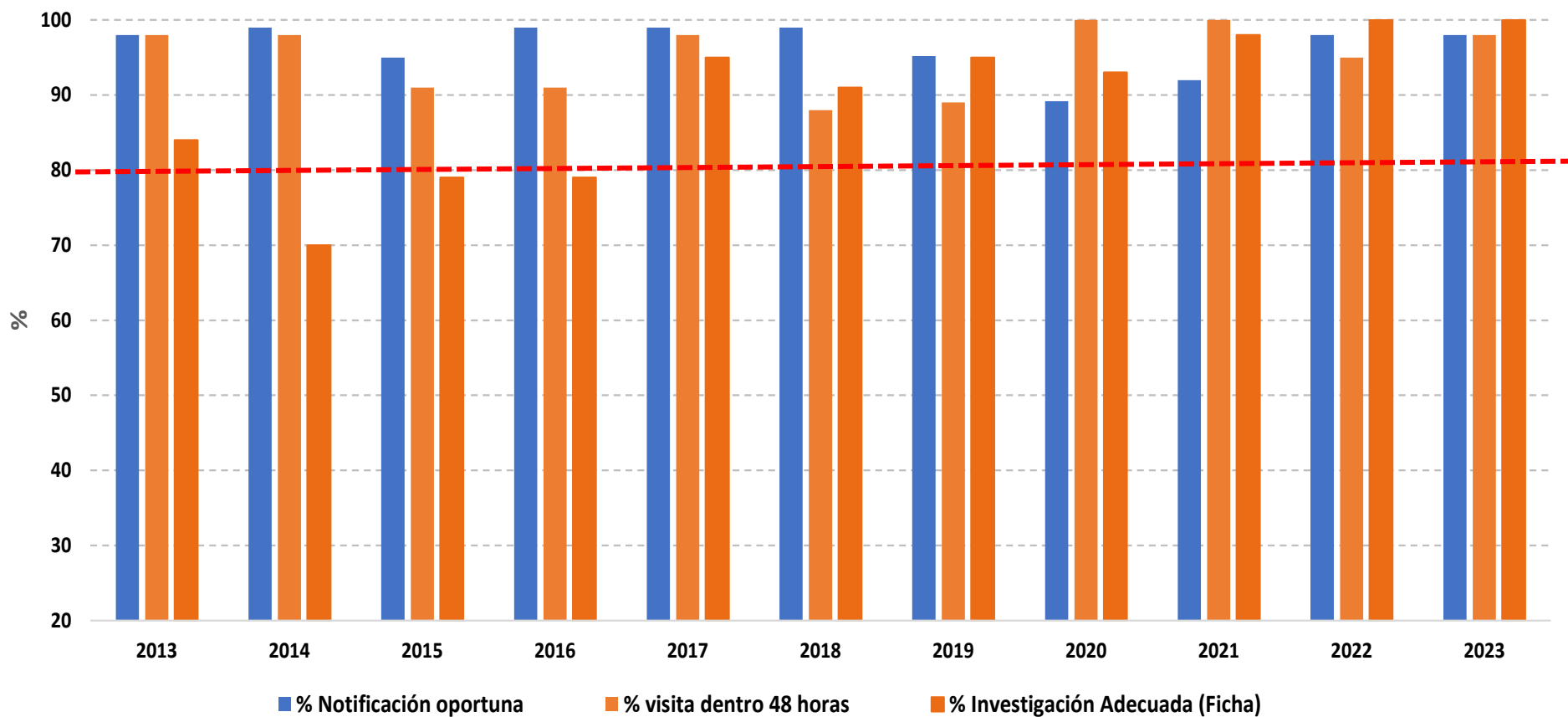


Clasificación de casos de la vigilancia de sarampión – rubéola, Perú 2010 – 2023*

Años	Total casos notificados de la vigilancia integrada	Tasa de notificación nacional x 100,000 hbs.	Clasificación del caso			
			Descartados	Pendientes	Sarampión	Rubéola
2010	908	3.08	908	0	0	0
2011	973	3.27	973	0	0	0
2012	641	2.13	641	0	0	0
2013	478	1.57	478	0	0	0
2014	415	1.35	415	0	0	0
2015	663	2.13	663	0	0	0
2016	425	1.35	425	0	0	0
2017	323	1.01	323	0	0	0
2018	1186	3.70	1144	0	42	0
2019	521	1.60	518	0	3	0
2020	80	0.25	80	0	0	0
2021	81	0.25	81	0	0	0
2022	130	0.39	130	0	0	0
2023	99	0.29	88	11	0	0



Indicadores de la calidad de la Vigilancia de sarampión – rubéola Perú 2013 - 2023*





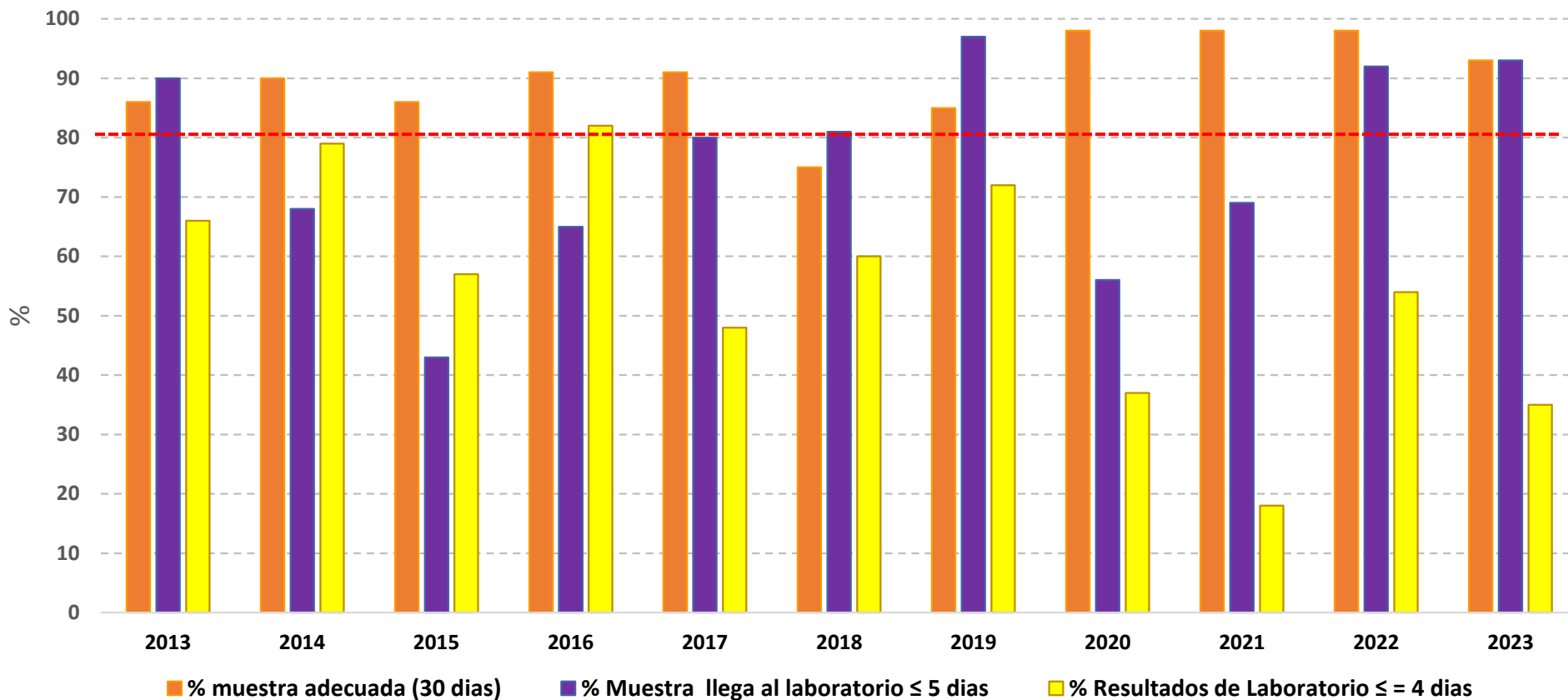
PERÚ

Ministerio de Salud

Viceministerio de Salud Pública

Centro Nacional de Epidemiología, Prevención y Control de Enfermedades

Indicadores de laboratorio de la Vigilancia de sarampión – rubéola Perú 2013 - 2023*





PERÚ

Ministerio de Salud

Viceministerio de Salud Pública

Centro Nacional de Epidemiología, Prevención y Control de Enfermedades

Tabla de indicadores de la vigilancia de sarampión y rubéola , Perú 2021 -2023*

Departamento	DISA/DIRESA	Tasa se Notificación			Tasa se Notificación			Investigación 48 horas			Muestra Adecuada			% Muestra Ilega al laboratorio ≤ 5 días			% Resultados de Laboratorio ≤ 4 días		
		2021	2022	2023*	2021	2022	2023*	2021	2022	2023*	2021	2022	2023*	2021	2022	2023*	2021	2022	2023*
Amazonas	Amazonas	0	1	1	0.00	0.23	100.00	0.00	100.00	100.00	0.00	100.00	100.00	0.00	100.00	100.00	0.00	0.00	100.00
Áncash	Áncash	0	0	2	0.00	0.00	100.00	0.00	0.00	100.00	95.45	100.00	100.00	0.00	0.00	100.00	0.00	0.00	0.00
Apurímac	Apurímac	0	1	2	0.00	0.41	97.39	0.00	100.00	100.00	0.00	100.00	100.00	0.00	100.00	100.00	0.00	100.00	50.00
	Chanka	0	0	0	0.00	0.00	100.00	0.00	0.00	0.00	0.00	0.00	0.00	0.00	0.00	0.00	0.00	0.00	0.00
Arequipa	Arequipa	22	25	23	1.44	1.61	100.00	90.90	96.00	100.00	0.00	100.00	100.00	100.00	100.00	95.65	18.20	48.00	26.09
Ayacucho	Ayacucho	1	0	0	0.15	0.00	100.00	100.00	0.00	0.00	100.00	0.00	0.00	0.00	0.00	0.00	100.00	0.00	0.00
Cajamarca	Cajamarca	0	2	3	0.00	0.28	100.00	0.00	0.00	100.00	0.00	100.00	100.00	0.00	100.00	0.00	0.00	100.00	0.00
	Chota	0	0	0	0.00	0.00	96.09	0.00	0.00	0.00	0.00	0.00	0.00	0.00	0.00	0.00	0.00	0.00	0.00
	Cutervo	0	0	0	0.00	0.00	100.00	0.00	0.00	0.00	0.00	0.00	0.00	0.00	0.00	0.00	0.00	0.00	0.00
	Jaén	1	2	3	0.30	0.57	100.00	100.00	100.00	100.00	100.00	100.00	100.00	100.00	100.00	100.00	100.00	0.00	100.00
Callao	Callao	6	8	12	0.52	0.68	100.00	66.70	75.00	100.00	100.00	100.00	100.00	83.30	87.50	91.67	0.00	87.50	41.67
Cusco	Cusco	2	5	3	0.15	0.36	100.00	100.00	100.00	100.00	50.00	100.00	100.00	100.00	100.00	100.00	50.00	60.00	33.33
Huancavelica	Huancavelica	0	0	0	0.00	0.00	100.00	0.00	0.00	0.00	0.00	0.00	0.00	0.00	0.00	0.00	0.00	0.00	0.00
Huánuco	Huánuco	1	3	6	0.13	0.40	100.00	100.00	100.00	100.00	100.00	66.67	100.00	0.00	66.67	100.00	0.00	100.00	33.33
Ica	Ica	0	1	0	0.00	0.10	100.00	0.00	100.00	0.00	0.00	100.00	0.00	0.00	100.00	0.00	0.00	100.00	0.00
Junín	Junín	6	3	6	0.44	0.22	100.00	83.30	100.00	100.00	100.00	100.00	100.00	100.00	33.33	100.00	50.00	66.67	16.67
La Libertad	La Libertad	1	0	1	0.05	0.00	100.00	100.00	0.00	100.00	100.00	0.00	100.00	100.00	0.00	100.00	0.00	0.00	0.00
Lambayeque	Lambayeque	1	0	1	0.08	0.00	85.71	100.00	0.00	100.00	100.00	0.00	100.00	100.00	0.00	0.00	100.00	0.00	0.00
Lima	Lima Región	1	7	2	0.10	0.71	100.00	100.00	100.00	100.00	100.00	100.00	100.00	0.00	85.71	100.00	0.00	42.86	50.00
	DIRIS Lima Centro	9	8	9	0.33	0.29	100.00	100.00	100.00	100.00	100.00	100.00	100.00	66.70	87.50	100.00	33.30	25.00	33.33
	DIRIS Lima Este	7	24	2	0.42	1.40	100.00	100.00	100.00	100.00	100.00	100.00	100.00	57.10	91.67	100.00	14.30	45.83	100.00
	DIRIS Lima Norte	5	10	1	0.17	0.32	100.00	80.00	90.00	100.00	100.00	100.00	100.00	60.00	100.00	0.00	20.00	60.00	0.00
	DIRIS Lima Sur	11	13	12	0.44	0.53	100.00	100.00	100.00	100.00	100.00	100.00	100.00	90.90	100.00	100.00	27.30	53.85	50.00
Loreto	Loreto	0	1	4	0.00	0.10	100.00	0.00	100.00	100.00	0.00	100.00	100.00	0.00	100.00	100.00	0.00	100.00	25.00
Madre de Dios	Madre de Dios	0	1	0	0.00	0.54	98.59	0.00	100.00	0.00	0.00	100.00	0.00	0.00	100.00	0.00	0.00	0.00	0.00
Moquegua	Moquegua	0	1	0	0.00	0.51	85.71	0.00	100.00	0.00	0.00	100.00	0.00	0.00	100.00	0.00	0.00	100.00	0.00
Pasco	Pasco	1	0	0	0.37	0.00	93.25	100.00	0.00	0.00	100.00	0.00	0.00	0.00	0.00	0.00	100.00	0.00	0.00
Piura	Piura	0	1	1	0.00	0.12	100.00	0.00	100.00	100.00	0.00	100.00	100.00	0.00	100.00	100.00	0.00	100.00	0.00
	Luciano Castillo	1	6	2	0.11	0.67	100.00	100.00	100.00	100.00	100.00	100.00	100.00	100.00	100.00	100.00	0.00	50.00	100.00
	Morropon Huancabamba	1	1	0	0.32	0.30	100.00	100.00	100.00	0.00	100.00	100.00	0.00	100.00	100.00	0.00	0.00	0.00	0.00
Puno	Puno	1	2	0	0.08	0.16	100.00	100.00	100.00	0.00	100.00	0.00	0.00	100.00	0.00	0.00	100.00	100.00	0.00
San Martín	San Martín	0	0	2	0.00	0.00	100.00	0.00	0.00	0.00	0.00	0.00	100.00	0.00	0.00	100.00	0.00	0.00	100.00
Tacna	Tacna	3	2	0	0.79	0.52	75.00	100.00	100.00	0.00	100.00	100.00	0.00	100.00	100.00	0.00	33.30	100.00	0.00
Tumbes	Tumbes	0	1	1	0.00	0.39	93.05	0.00	100.00	100.00	0.00	100.00	100.00	0.00	100.00	100.00	0.00	0.00	100.00
Ucayali	Ucayali	0	1	0	0.00	0.16	95.37	0.00	100.00	0.00	0.00	100.00	0.00	0.00	100.00	0.00	0.00	0.00	0.00
Perú		81	130	99	0.25	0.39	97.72	90.10	95.38	97.98	97.53	99.23	100.00	81.50	92.31	92.93	25.90	53.84	35.35