



PERÚ

Ministerio  
de Salud

Viceministerio  
de Salud Pública

Centro Nacional de  
Epidemiología, Prevención  
y Control de Enfermedades



PERÚ

Ministerio  
de Salud

Viceministerio  
de Salud Pública

Centro Nacional de  
Epidemiología, Prevención  
y Control de Enfermedades



# Ministerio de Salud Centro Nacional de Epidemiología, Prevención y Control de Enfermedades



PERÚ

Ministerio  
de Salud

Viceministerio  
de Salud Pública

Centro Nacional de  
Epidemiología, Prevención  
y Control de Enfermedades



# Situación, IRAS/NEUMONIAS Perú SE 33 – 2021



PERÚ

Ministerio de Salud

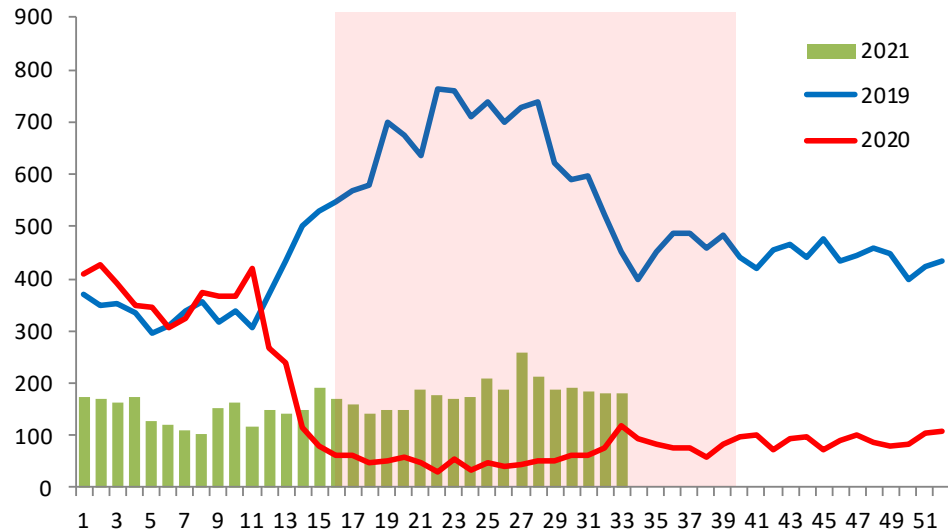
Viceministerio de Salud Pública

Centro Nacional de Epidemiología, Prevención y Control de Enfermedades

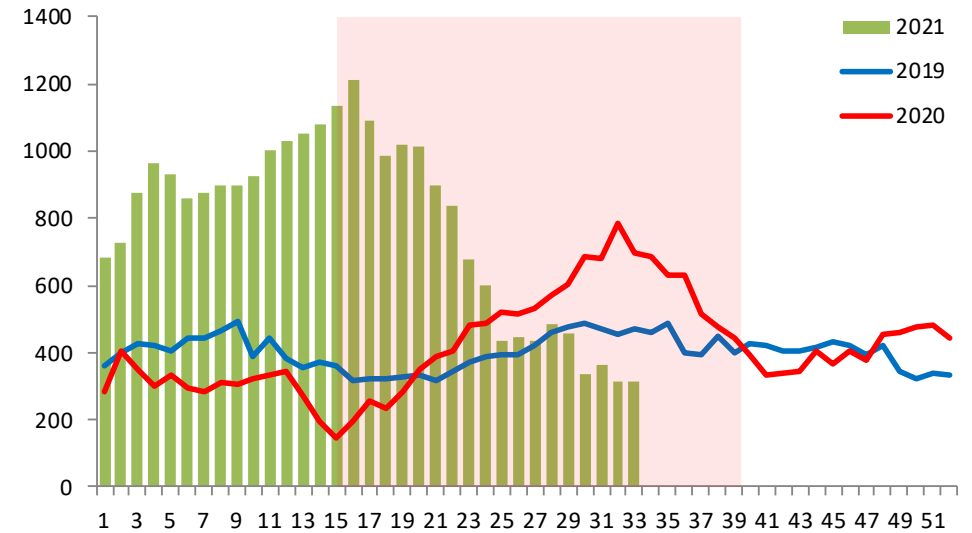


# Episodios de Neumonía, Perú 2021 (SE 33)

### Menores de 5 años



### Mayores de 60 años





PERÚ

Ministerio  
de SaludViceministerio  
de Salud PúblicaCentro Nacional de  
Epidemiología, Prevención  
y Control de Enfermedades

## Episodios, incidencia y defunciones por Neumonía en menores de 5 años, Perú 2021 (SE 16 - 33)

| Departamento  | Episodios de Neumonía |              |            |             | IA Neumonía |             |            |             | Defunciones por Neumonía |           |           |           | Tasa Letalidad |            |            |            |
|---------------|-----------------------|--------------|------------|-------------|-------------|-------------|------------|-------------|--------------------------|-----------|-----------|-----------|----------------|------------|------------|------------|
|               | 2018                  | 2019         | 2020       | 2021        | 2018        | 2019        | 2020       | 2021        | 2018                     | 2019      | 2020      | 2021      | 2018           | 2019       | 2020       | 2021       |
| Amazonas      | 304                   | 243          | 28         | 89          | 73.17       | 60.1        | 6.039      | 17.83       | 3                        | 7         | 3         | 2         | 0.99           | 2.881      | 10.71      | 2.247      |
| Ancash        | 444                   | 309          | 21         | 56          | 41.99       | 29.73       | 1.94       | 5.908       | 5                        | 2         | 0         | 0         | 1.13           | 0.647      | --         | --         |
| Apurímac      | 239                   | 175          | 9          | 15          | 49.83       | 37.12       | 2.078      | 4.071       | 1                        | 5         | 0         | 0         | 0.42           | 2.857      | --         | --         |
| Arequipa      | 1213                  | 899          | 29         | 88          | 117.2       | 86.12       | 2.468      | 7.677       | 2                        | 0         | 0         | 1         | 0.16           | --         | --         | 1.136      |
| Ayacucho      | 244                   | 136          | 21         | 57          | 32.12       | 17.98       | 3.038      | 9.797       | 7                        | 2         | 0         | 1         | 2.87           | 1.471      | --         | 1.754      |
| Cajamarca     | 350                   | 403          | 55         | 86          | 24.36       | 28.72       | 3.913      | 6.618       | 3                        | 0         | 0         | 0         | 0.86           | --         | --         | --         |
| Callao        | 394                   | 352          | 15         | 77          | 50.55       | 45.14       | 1.681      | 9.239       | 4                        | 3         | 0         | 0         | 1.02           | 0.852      | --         | --         |
| Cusco         | 719                   | 537          | 29         | 122         | 60.24       | 45.67       | 2.274      | 10.46       | 19                       | 5         | 3         | 0         | 2.64           | 0.931      | 10.34      | --         |
| Huancavelica  | 151                   | 95           | 9          | 22          | 23.43       | 14.89       | 2.257      | 6.372       | 5                        | 1         | 0         | 1         | 3.31           | 1.053      | --         | 4.545      |
| Huanuco       | 717                   | 365          | 27         | 95          | 79.41       | 41.01       | 3.473      | 12.75       | 10                       | 3         | 1         | 1         | 1.39           | 0.822      | 3.704      | 1.053      |
| Ica           | 183                   | 157          | 16         | 32          | 27.62       | 23.83       | 1.692      | 3.934       | 1                        | 1         | 0         | 1         | 0.55           | 0.637      | --         | 3.125      |
| Junín         | 388                   | 297          | 18         | 48          | 27.53       | 21.15       | 1.369      | 4.01        | 12                       | 8         | 1         | 1         | 3.09           | 2.694      | 5.556      | 2.083      |
| La Libertad   | 448                   | 292          | 19         | 56          | 26.62       | 17.37       | 1.012      | 3.331       | 4                        | 4         | 1         | 1         | 0.89           | 1.37       | 5.263      | 1.786      |
| Lambayeque    | 201                   | 241          | 18         | 116         | 19.05       | 23.05       | 1.56       | 10.29       | 0                        | 0         | 0         | 0         | --             | --         | --         | --         |
| Lima          | 4671                  | 4034         | 251        | 1181        | 64.7        | 55.64       | 3.892      | 15.13       | 22                       | 6         | 1         | 1         | 0.47           | 0.149      | 0.398      | 0.085      |
| Loreto        | 1207                  | 898          | 201        | 316         | 112.8       | 85.4        | 16.08      | 25.98       | 21                       | 6         | 3         | 0         | 1.74           | 0.668      | 1.493      | --         |
| Madre de Dios | 123                   | 122          | 5          | 53          | 95.94       | 95.66       | 3.186      | 29.02       | 0                        | 0         | 0         | 0         | --             | --         | --         | --         |
| Moquegua      | 70                    | 85           | 3          | 0           | 53          | 64.74       | 2.274      | --          | 1                        | 0         | 0         | 0         | 1.43           | --         | --         | --         |
| Pasco         | 193                   | 138          | 10         | 40          | 62.68       | 45          | 4.027      | 16.81       | 4                        | 5         | 3         | 1         | 2.07           | 3.623      | 30         | 2.5        |
| Piura         | 604                   | 510          | 92         | 263         | 33.58       | 28.58       | 5.051      | 14.21       | 7                        | 1         | 3         | 0         | 1.16           | 0.196      | 3.261      | --         |
| Puno          | 805                   | 613          | 30         | 83          | 55.83       | 42.51       | 2.705      | 9.039       | 14                       | 2         | 1         | 3         | 1.74           | 0.326      | 3.333      | 3.614      |
| San Martín    | 221                   | 174          | 16         | 79          | 27.83       | 22.1        | 1.731      | 9.159       | 0                        | 0         | 1         | 4         | --             | --         | 6.25       | 5.063      |
| Tacna         | 41                    | 35           | 1          | 3           | 14.75       | 12.67       | 0.393      | 1.196       | 2                        | 1         | 0         | 0         | 4.88           | 2.857      | --         | --         |
| Tumbes        | 55                    | 96           | 1          | 32          | 27.96       | 49.36       | 0.458      | 14.58       | 0                        | 0         | 0         | 0         | --             | --         | --         | --         |
| Ucayali       | 791                   | 408          | 73         | 256         | 180.6       | 94.12       | 10.8       | 37.07       | 13                       | 8         | 6         | 1         | 1.64           | 1.961      | 8.219      | 0.391      |
| <b>Total</b>  | <b>14776</b>          | <b>11614</b> | <b>997</b> | <b>3265</b> | <b>52.4</b> | <b>41.4</b> | <b>3.6</b> | <b>12.0</b> | <b>160</b>               | <b>70</b> | <b>27</b> | <b>19</b> | <b>1.1</b>     | <b>0.6</b> | <b>2.7</b> | <b>0.6</b> |



PERÚ

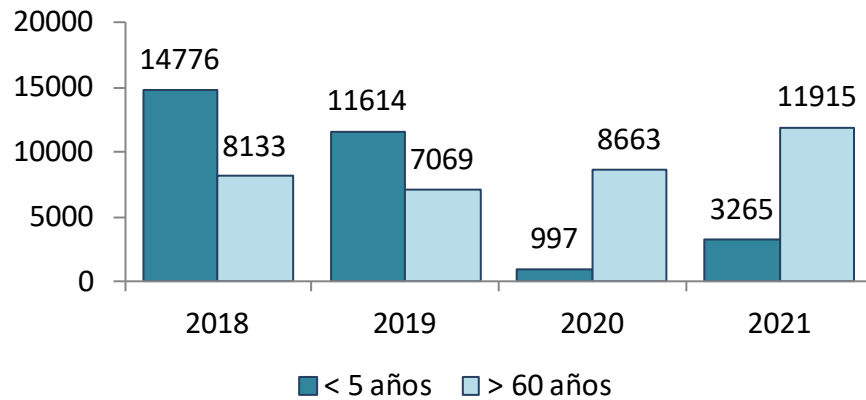
Ministerio  
de SaludViceministerio  
de Salud PúblicaCentro Nacional de  
Epidemiología, Prevención  
y Control de Enfermedades

## Episodios, incidencia y defunciones por Neumonía en mayores de 60 años, Perú 2021 (SE16- 33)

| Departamento  | Episodios de Neumonía |             |             |              | IA Neumonía  |              |              |              | Defunciones por Neumonía |            |             |             | Tasa Letalidad |              |             |              |
|---------------|-----------------------|-------------|-------------|--------------|--------------|--------------|--------------|--------------|--------------------------|------------|-------------|-------------|----------------|--------------|-------------|--------------|
|               | 2018                  | 2019        | 2020        | 2021         | 2018         | 2019         | 2020         | 2021         | 2018                     | 2019       | 2020        | 2021        | 2018           | 2019         | 2020        | 2021         |
| Amazonas      | 70                    | 63          | 57          | 64           | 19.25        | 16.79        | 16.21        | 17.43        | 1                        | 1          | 15          | 29          | 1.43           | 1.587        | 26.32       | 45.31        |
| Ancash        | 222                   | 279         | 100         | 381          | 17.62        | 21.65        | 6.635        | 24.59        | 3                        | 1          | 5           | 34          | 1.35           | 0.358        | 5           | 8.924        |
| Apurímac      | 158                   | 144         | 56          | 191          | 36.95        | 33.03        | 13.57        | 45.8         | 11                       | 12         | 10          | 2           | 6.96           | 8.333        | 17.86       | 1.047        |
| Arequipa      | 806                   | 927         | 761         | 1284         | 50.51        | 55.66        | 35.86        | 60.54        | 25                       | 113        | 27          | 22          | 3.1            | 12.19        | 3.548       | 1.713        |
| Ayacucho      | 190                   | 156         | 76          | 819          | 33.01        | 26.57        | 12.22        | 131.7        | 25                       | 19         | 10          | 214         | 13.2           | 12.18        | 13.16       | 26.13        |
| Cajamarca     | 295                   | 91          | 109         | 174          | 21.41        | 6.422        | 8.179        | 12.61        | 3                        | 4          | 8           | 1           | 1.02           | 4.396        | 7.339       | 0.575        |
| Callao        | 428                   | 340         | 729         | 500          | 33.88        | 25.8         | 40.75        | 26.48        | 43                       | 44         | 79          | 130         | 10             | 12.94        | 10.84       | 26           |
| Cusco         | 597                   | 565         | 423         | 551          | 43.15        | 39.63        | 30.44        | 38.46        | 47                       | 35         | 26          | 29          | 7.87           | 6.195        | 6.147       | 5.263        |
| Huancavelica  | 141                   | 89          | 27          | 217          | 40.34        | 24.99        | 8.757        | 66.35        | 54                       | 20         | 6           | 52          | 38.3           | 22.47        | 22.22       | 23.96        |
| Huanuco       | 165                   | 122         | 260         | 222          | 21.18        | 15.04        | 40.94        | 34.3         | 5                        | 6          | 17          | 21          | 3.03           | 4.918        | 6.538       | 9.459        |
| Ica           | 126                   | 84          | 304         | 472          | 13.71        | 8.822        | 25.69        | 37.6         | 43                       | 49         | 16          | 129         | 34.1           | 58.33        | 5.263       | 27.33        |
| Junín         | 255                   | 172         | 150         | 393          | 19.49        | 12.78        | 10.01        | 24.73        | 13                       | 6          | 0           | 17          | 5.1            | 3.488        | --          | 4.326        |
| La Libertad   | 494                   | 267         | 595         | 410          | 24.48        | 12.73        | 23.09        | 15.42        | 15                       | 27         | 469         | 229         | 3.04           | 10.11        | 78.82       | 55.85        |
| Lambayeque    | 89                    | 199         | 108         | 195          | 5.958        | 12.83        | 6.101        | 10.58        | 0                        | 1          | 1           | 37          | --             | 0.503        | 0.926       | 18.97        |
| Lima          | 2283                  | 1946        | 2419        | 3344         | 21.16        | 17.36        | 16.46        | 19.86        | 152                      | 162        | 416         | 504         | 6.66           | 8.325        | 17.2        | 15.07        |
| Loreto        | 196                   | 172         | 93          | 126          | 24.78        | 20.83        | 11.05        | 14.26        | 2                        | 4          | 6           | 15          | 1.02           | 2.326        | 6.452       | 11.9         |
| Madre de Dios | 35                    | 49          | 2           | 30           | 38.45        | 50.11        | 1.295        | 17.75        | 2                        | 1          | 0           | 3           | 5.71           | 2.041        | --          | 10           |
| Moquegua      | 92                    | 102         | 147         | 213          | 40.65        | 43.44        | 50.42        | 72.33        | 13                       | 13         | 40          | 43          | 14.1           | 12.75        | 27.21       | 20.19        |
| Pasco         | 80                    | 57          | 76          | 129          | 33.78        | 23.36        | 28.81        | 48.06        | 0                        | 0          | 1           | 9           | --             | --           | 1.316       | 6.977        |
| Piura         | 640                   | 547         | 1557        | 1515         | 34.85        | 28.72        | 66.47        | 62.85        | 20                       | 14         | 163         | 726         | 3.13           | 2.559        | 10.47       | 47.92        |
| Puno          | 449                   | 368         | 177         | 163          | 32.15        | 25.82        | 12.29        | 10.87        | 24                       | 11         | 11          | 15          | 5.35           | 2.989        | 6.215       | 9.202        |
| San Martín    | 74                    | 72          | 295         | 309          | 10.73        | 9.938        | 36.92        | 35.63        | 0                        | 0          | 104         | 94          | --             | --           | 35.25       | 30.42        |
| Tacna         | 62                    | 47          | 61          | 57           | 18.1         | 13.09        | 12.35        | 10.99        | 16                       | 2          | 2           | 1           | 25.8           | 4.255        | 3.279       | 1.754        |
| Tumbes        | 36                    | 82          | 24          | 18           | 17.52        | 37.94        | 8.521        | 6.021        | 0                        | 0          | 0           | 0           | --             | --           | --          | --           |
| Ucayali       | 150                   | 129         | 57          | 138          | 34.39        | 28.12        | 11.04        | 25.73        | 0                        | 4          | 6           | 0           | --             | 3.101        | 10.53       | --           |
| <b>Total</b>  | <b>8133</b>           | <b>7069</b> | <b>8663</b> | <b>11915</b> | <b>24.31</b> | <b>20.38</b> | <b>20.92</b> | <b>27.91</b> | <b>517</b>               | <b>549</b> | <b>1438</b> | <b>2356</b> | <b>6.36</b>    | <b>7.766</b> | <b>16.6</b> | <b>19.77</b> |

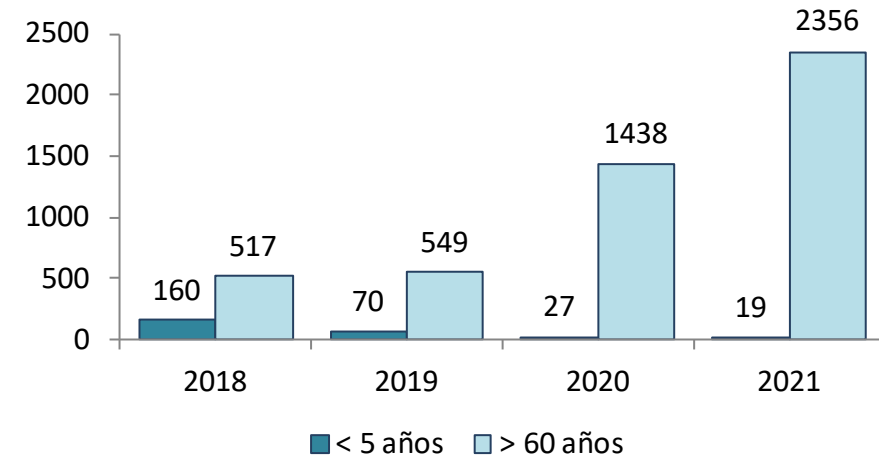
## Episodios y defunciones por Neumonía, Perú 2021 (SE 16-33)

### Episodios de neumonía, Perú 2018 - 2021



**Episodios de neumonía < 5 años 227%**  
**Episodios de neumonía > 60 años 38%**

### Defunciones por neumonía Perú 2018 - 2021



**Fallecidos por neumonía < 5 años -30%**  
**Fallecidos por neumonía > 60 años 64%**



PERÚ

Ministerio  
de Salud

Viceministerio  
de Salud Pública

Centro Nacional de  
Epidemiología, Prevención  
y Control de Enfermedades



# Plan Multisectorial ante Heladas y Friaaje SE 33-2021





PERÚ

Ministerio de Salud

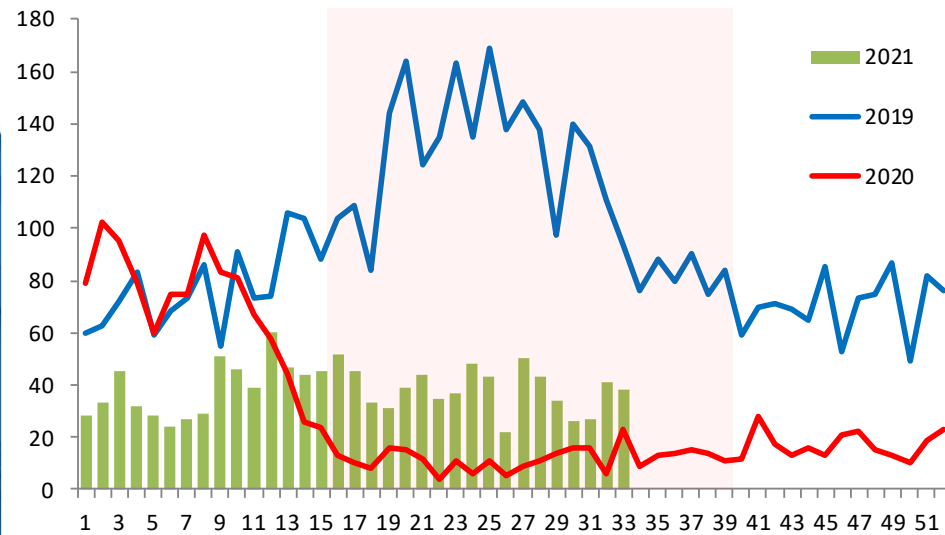
Viceministerio de Salud Pública

Centro Nacional de Epidemiología, Prevención y Control de Enfermedades

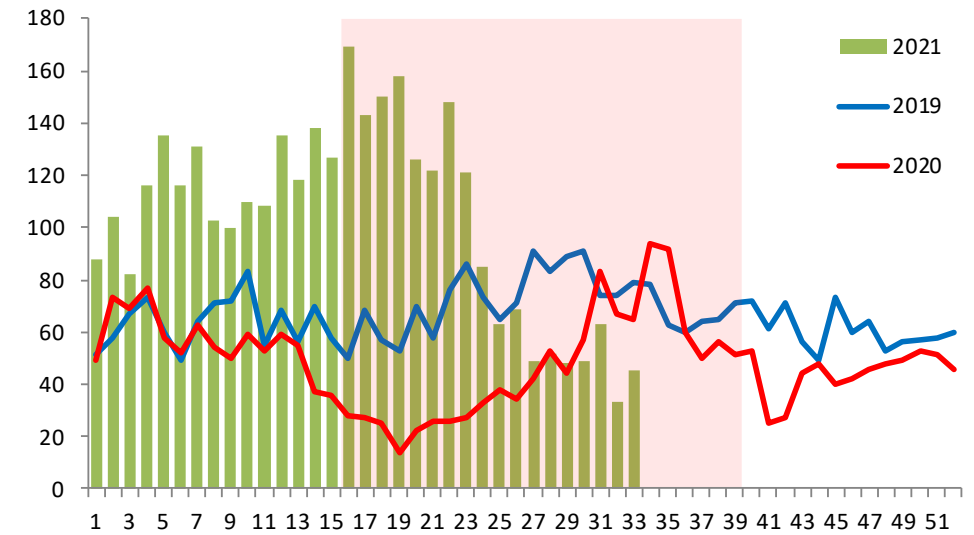


## Episodios de Neumonía, PMHyF 2021 (SE 33)

### Menores de 5 años



### Mayores de 60 años





PERÚ

Ministerio  
de SaludViceministerio  
de Salud PúblicaCentro Nacional de  
Epidemiología, Prevención  
y Control de Enfermedades

## Episodios, incidencia y defunciones por Neumonía en menores de 5 años, PMHyF 2021 (SE 16 - 33)

| Departamento  | Episodios de Neumonía |             |            |            | IA Neumonía |             |            |             | Defunciones por Neumonía |           |           |          | Tasa Letalidad |            |            |            |
|---------------|-----------------------|-------------|------------|------------|-------------|-------------|------------|-------------|--------------------------|-----------|-----------|----------|----------------|------------|------------|------------|
|               | 2018                  | 2019        | 2020       | 2021       | 2018        | 2019        | 2020       | 2021        | 2018                     | 2019      | 2020      | 2021     | 2018           | 2019       | 2020       | 2021       |
| Ancash        | 39                    | 22          | 1          | 1          | 40.68       | 23.24       | 1.07       | 1.087       | 1                        | 0         | 0         | 0        | 2.56           | --         | --         | --         |
| Apurímac      | 126                   | 75          | 1          | 5          | 54.03       | 32.64       | 0.442      | 2.248       | 1                        | 3         | 0         | 0        | 0.79           | 4          | --         | --         |
| Arequipa      | 25                    | 18          | 0          | 5          | 33.51       | 24.14       | --         | 6.224       | 0                        | 0         | 0         | 0        | --             | --         | --         | --         |
| Ayacucho      | 72                    | 71          | 12         | 22         | 21.23       | 20.8        | 3.529      | 6.433       | 3                        | 2         | 0         | 0        | 4.17           | 2.817      | --         | --         |
| Cajamarca     | 11                    | 7           | 5          | 0          | 15.69       | 10.2        | 7.449      | --          | 0                        | 0         | 0         | 0        | --             | --         | --         | --         |
| Cusco         | 643                   | 457         | 28         | 116        | 53.86       | 38.8        | 2.409      | 10.13       | 19                       | 5         | 3         | 0        | 2.95           | 1.094      | 10.71      | --         |
| Huancavelica  | 107                   | 74          | 8          | 18         | 22.93       | 16.01       | 1.749      | 3.993       | 5                        | 1         | 0         | 1        | 4.67           | 1.351      | --         | 5.556      |
| Huanuco       | 138                   | 94          | 7          | 43         | 29.62       | 20.39       | 1.534      | 9.577       | 4                        | 1         | 0         | 1        | 2.9            | 1.064      | --         | 2.326      |
| Ica           | 1                     | 5           | 3          | 0          | 66.67       | 333.3       | 201.3      | --          | 0                        | 0         | 0         | 0        | --             | --         | --         | --         |
| Junín         | 240                   | 201         | 18         | 38         | 25.79       | 21.65       | 1.945      | 4.118       | 8                        | 6         | 1         | 0        | 3.33           | 2.985      | 5.556      | --         |
| La Libertad   | 0                     | 0           | 0          | 1          | --          | --          | --         | 3.283       | 0                        | 0         | 0         | 0        | --             | --         | --         | --         |
| Lima          | 8                     | 7           | 0          | 2          | 23.46       | 21.82       | --         | 6.232       | 0                        | 0         | 0         | 0        | --             | --         | --         | --         |
| Loreto        | 5                     | 22          | 7          | 14         | 12.43       | 55.65       | 18.01      | 36.66       | 0                        | 0         | 0         | 0        | --             | --         | --         | --         |
| Madre de Dios | 123                   | 122         | 5          | 53         | 94.94       | 94.68       | 3.9        | 41.56       | 0                        | 0         | 0         | 0        | --             | --         | --         | --         |
| Moquegua      | 1                     | 0           | 0          | 0          | 5.618       | --          | --         | --          | 0                        | 0         | 0         | 0        | --             | --         | --         | --         |
| Pasco         | 184                   | 114         | 8          | 35         | 66.73       | 41.56       | 2.928      | 12.86       | 4                        | 3         | 1         | 1        | 2.17           | 2.632      | 12.5       | 2.857      |
| Piura         | 14                    | 10          | 1          | 4          | 47.35       | 34.04       | 3.428      | 13.81       | 0                        | 0         | 0         | 0        | --             | --         | --         | --         |
| Puno          | 805                   | 613         | 30         | 83         | 54.12       | 41.31       | 2.021      | 5.591       | 14                       | 2         | 1         | 3        | 1.74           | 0.326      | 3.333      | 3.614      |
| San Martín    | 64                    | 26          | 4          | 7          | 126.7       | 51.9        | 8.063      | 14.25       | 0                        | 0         | 0         | 0        | --             | --         | --         | --         |
| Tacna         | 0                     | 0           | 0          | 0          | --          | --          | --         | --          | 0                        | 0         | 0         | 0        | --             | --         | --         | --         |
| Ucayali       | 753                   | 390         | 68         | 241        | 180.8       | 94.74       | 16.68      | 59.72       | 13                       | 8         | 6         | 1        | 1.73           | 2.051      | 8.824      | 0.415      |
| <b>Total</b>  | <b>3359</b>           | <b>2328</b> | <b>206</b> | <b>688</b> | <b>52.6</b> | <b>36.7</b> | <b>3.3</b> | <b>11.0</b> | <b>72</b>                | <b>31</b> | <b>12</b> | <b>7</b> | <b>2.1</b>     | <b>1.3</b> | <b>5.8</b> | <b>1.0</b> |

Fuente: Centro Nacional de Epidemiología, Prevención y Control de Enfermedades - MINSA



PERÚ

Ministerio  
de SaludViceministerio  
de Salud PúblicaCentro Nacional de  
Epidemiología, Prevención  
y Control de Enfermedades

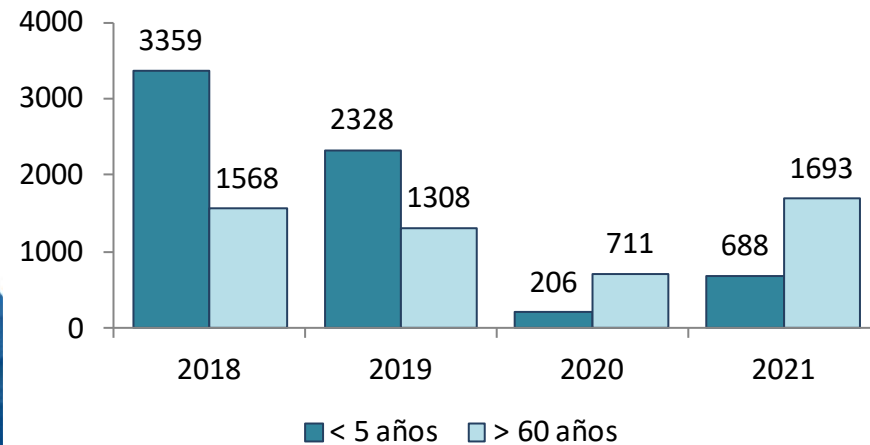
## Episodios, incidencia y defunciones por Neumonía en mayores de 60 años, PMHyF 2021 (SE 16 - 33)

| Departamento  | Episodios de Neumonía |             |            |             | IA Neumonía |             |             |             | Defunciones por Neumonía |           |           |            | Tasa Letalidad |            |             |             |
|---------------|-----------------------|-------------|------------|-------------|-------------|-------------|-------------|-------------|--------------------------|-----------|-----------|------------|----------------|------------|-------------|-------------|
|               | 2018                  | 2019        | 2020       | 2021        | 2018        | 2019        | 2020        | 2021        | 2018                     | 2019      | 2020      | 2021       | 2018           | 2019       | 2020        | 2021        |
| Ancash        | 17                    | 16          | 7          | 51          | 17.42       | 16.01       | 6.843       | 48.73       | 0                        | 0         | 1         | 5          | --             | --         | 14.29       | 9.804       |
| Apurímac      | 41                    | 62          | 20         | 141         | 24.3        | 35.86       | 11.34       | 78.43       | 4                        | 2         | 4         | 2          | 9.76           | 3.226      | 20          | 1.418       |
| Arequipa      | 23                    | 16          | 16         | 75          | 31.05       | 20.83       | 19.27       | 81.79       | 0                        | 1         | 0         | 0          | --             | 6.25       | --          | --          |
| Ayacucho      | 75                    | 64          | 33         | 147         | 33.85       | 26.93       | 13.59       | 58.95       | 3                        | 3         | 4         | 51         | 4              | 4.688      | 12.12       | 34.69       |
| Cajamarca     | 0                     | 0           | 0          | 0           | --          | --          | --          | --          | 0                        | 0         | 0         | 0          | --             | --         | --          | --          |
| Cusco         | 391                   | 311         | 129        | 322         | 32.26       | 24.92       | 10.02       | 24.28       | 43                       | 32        | 24        | 25         | 11             | 10.29      | 18.6        | 7.764       |
| Huancavelica  | 109                   | 69          | 24         | 197         | 50.11       | 31.14       | 10.62       | 85.31       | 42                       | 16        | 6         | 47         | 38.5           | 23.19      | 25          | 23.86       |
| Huanuco       | 31                    | 19          | 59         | 79          | 10.01       | 5.941       | 17.86       | 22.66       | 1                        | 4         | 15        | 9          | 3.23           | 21.05      | 25.42       | 11.39       |
| Ica           | 0                     | 0           | 0          | 0           | --          | --          | --          | --          | 0                        | 0         | 0         | 0          | --             | --         | --          | --          |
| Junín         | 135                   | 99          | 98         | 239         | 20.29       | 14.46       | 13.91       | 32.97       | 5                        | 4         | 0         | 9          | 3.7            | 4.04       | --          | 3.766       |
| La Libertad   | 0                     | 0           | 0          | 0           | --          | --          | --          | --          | 0                        | 0         | 0         | 0          | --             | --         | --          | --          |
| Lima          | 0                     | 2           | 1          | 2           | --          | 5.085       | 2.444       | 4.706       | 0                        | 1         | 0         | 1          | --             | 50         | --          | 50          |
| Loreto        | 2                     | 2           | 0          | 0           | 8.34        | 7.974       | --          | --          | 0                        | 0         | 0         | 0          | --             | --         | --          | --          |
| Madre de Dios | 35                    | 49          | 2          | 30          | 44.41       | 57.84       | 2.197       | 30.68       | 2                        | 1         | 0         | 3          | 5.71           | 2.041      | --          | 10          |
| Moquegua      | 1                     | 2           | 0          | 0           | 2.697       | 5.2         | --          | --          | 0                        | 2         | 0         | 0          | --             | 100        | --          | --          |
| Pasco         | 71                    | 54          | 73         | 94          | 37.28       | 27.52       | 36.08       | 45.08       | 0                        | 0         | 1         | 7          | --             | --         | 1.37        | 7.447       |
| Piura         | 0                     | 0           | 0          | 0           | --          | --          | --          | --          | 0                        | 0         | 0         | 0          | --             | --         | --          | --          |
| Puno          | 449                   | 368         | 177        | 163         | 32.94       | 26.2        | 12.35       | 11.14       | 24                       | 11        | 11        | 15         | 5.35           | 2.989      | 6.215       | 9.202       |
| San Martín    | 38                    | 47          | 16         | 15          | 102.6       | 120.9       | 39.14       | 34.91       | 0                        | 0         | 0         | 1          | --             | --         | --          | 6.667       |
| Tacna         | 0                     | 0           | 0          | 0           | --          | --          | --          | --          | 0                        | 0         | 0         | 0          | --             | --         | --          | --          |
| Ucayali       | 150                   | 128         | 56         | 138         | 40.57       | 32.91       | 13.69       | 32.09       | 0                        | 3         | 6         | 0          | --             | 2.344      | 10.71       | --          |
| <b>Total</b>  | <b>1568</b>           | <b>1308</b> | <b>711</b> | <b>1693</b> | <b>24.5</b> | <b>20.6</b> | <b>11.3</b> | <b>27.0</b> | <b>124</b>               | <b>80</b> | <b>72</b> | <b>175</b> | <b>7.9</b>     | <b>6.1</b> | <b>10.1</b> | <b>10.3</b> |



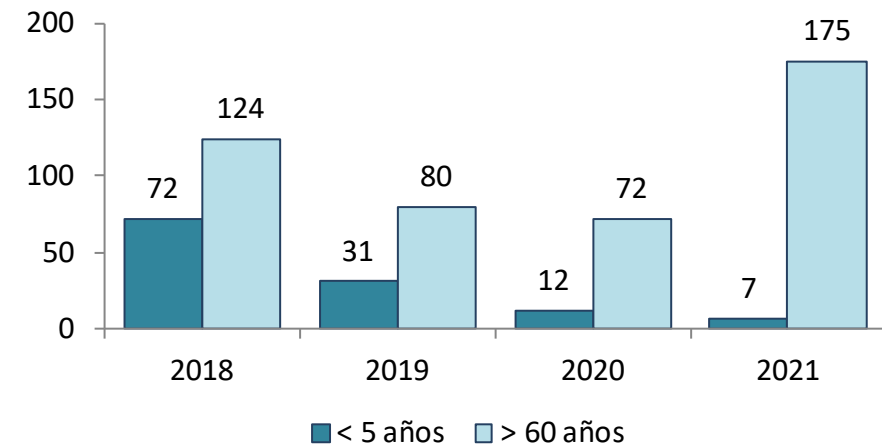
## Episodios y defunciones por Neumonía, PMHyF 2021 (SE 16-33)

### Episodios de neumonía, PMHyF 2018 - 2021



**Episodios de neumonía < 5 años 234%**  
**Episodios de neumonía > 60 años 138%**

### Defunciones por neumonía PMHyF 2018 - 2021



**Fallecidos por neumonía < 5 años -42%**  
**Fallecidos por neumonía > 60 años 143%**



PERÚ

Ministerio  
de Salud

Viceministerio  
de Salud Pública

Centro Nacional de  
Epidemiología, Prevención  
y Control de Enfermedades

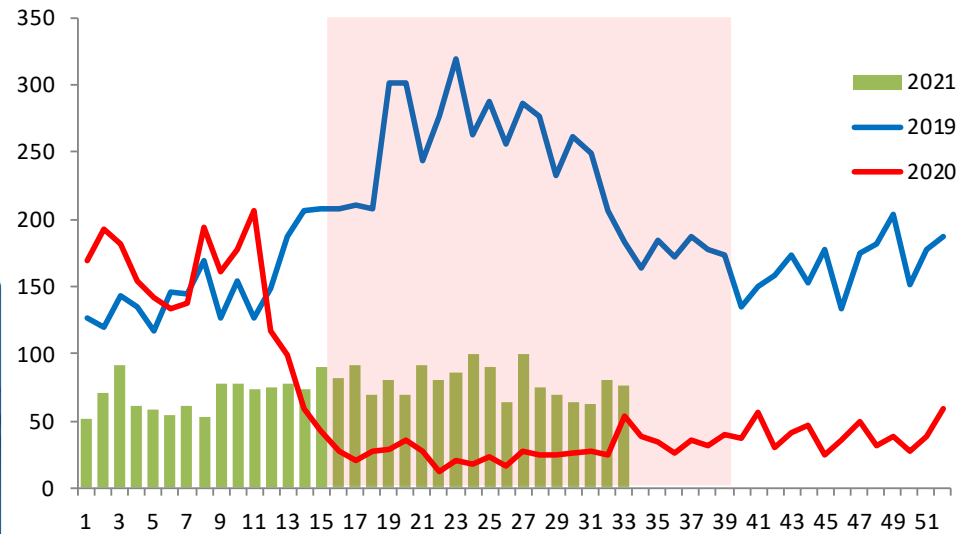


# Plan MINSA, IRAS/NEUMONIAS Perú SE 33 – 2021

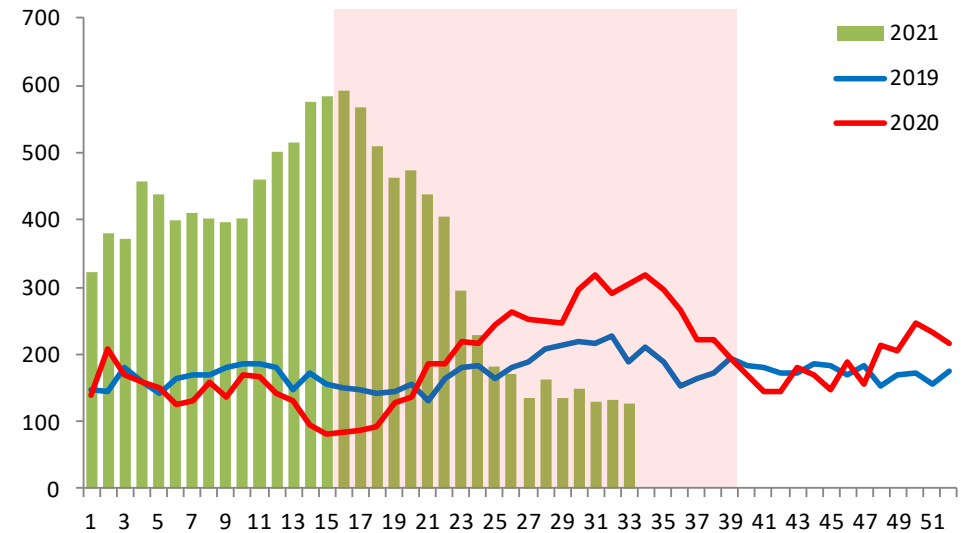


## Episodios de Neumonía, Plan MINSA 2021 (SE 33)

### Menores de 5 años



### Mayores de 60 años





PERÚ

Ministerio  
de SaludViceministerio  
de Salud PúblicaCentro Nacional de  
Epidemiología, Prevención  
y Control de Enfermedades

## Episodios, incidencia y defunciones por Neumonía en menores de 5 años, Plan MINSa 2021 (SE 16 - 33)

| Departamento  | Episodios de Neumonía |             |            |             | IA Neumonía  |              |              |              | Defunciones por Neumonía |           |           |           | Tasa Letalidad |            |            |            |
|---------------|-----------------------|-------------|------------|-------------|--------------|--------------|--------------|--------------|--------------------------|-----------|-----------|-----------|----------------|------------|------------|------------|
|               | 2018                  | 2019        | 2020       | 2021        | 2018         | 2019         | 2020         | 2021         | 2018                     | 2019      | 2020      | 2021      | 2018           | 2019       | 2020       | 2021       |
| Amazonas      | 84                    | 58          | 20         | 49          | 110.8        | 77.76        | 27.28        | 68.07        | 0                        | 4         | 0         | 2         | --             | 6.897      | --         | 4.082      |
| Ancash        | 263                   | 236         | 18         | 33          | 46.1         | 41.92        | 3.245        | 6.049        | 3                        | 1         | 0         | 0         | 1.14           | 0.424      | --         | --         |
| Apurímac      | 213                   | 144         | 9          | 7           | 78.83        | 54.11        | 3.437        | 2.718        | 1                        | 4         | 0         | 0         | 0.47           | 2.778      | --         | --         |
| Arequipa      | 236                   | 165         | 1          | 16          | 82.39        | 57.6         | 0.341        | 5.239        | 0                        | 0         | 0         | 0         | --             | --         | --         | --         |
| Ayacucho      | 137                   | 85          | 13         | 30          | 32.67        | 20.16        | 3.096        | 7.119        | 5                        | 1         | 0         | 0         | 3.65           | 1.176      | --         | --         |
| Cajamarca     | 132                   | 83          | 15         | 13          | 41.95        | 26.98        | 4.982        | 4.415        | 0                        | 0         | 0         | 0         | --             | --         | --         | --         |
| Cusco         | 713                   | 531         | 29         | 120         | 60.68        | 45.82        | 2.536        | 10.65        | 19                       | 5         | 3         | 0         | 2.66           | 0.942      | 10.34      | --         |
| Huancavelica  | 136                   | 84          | 9          | 19          | 27.4         | 17.09        | 1.85         | 3.989        | 5                        | 1         | 0         | 1         | 3.68           | 1.19       | --         | 5.263      |
| Huanuco       | 176                   | 120         | 11         | 55          | 30.21        | 20.81        | 1.928        | 9.883        | 5                        | 3         | 0         | 1         | 2.84           | 2.5        | --         | 1.818      |
| Ica           | 152                   | 134         | 16         | 16          | 36.98        | 32.77        | 3.93         | 3.952        | 1                        | 0         | 0         | 0         | 0.66           | --         | --         | --         |
| Junín         | 361                   | 272         | 18         | 47          | 28.36        | 21.43        | 1.423        | 3.729        | 11                       | 7         | 1         | 1         | 3.05           | 2.574      | 5.556      | 2.128      |
| La Libertad   | 252                   | 149         | 12         | 20          | 32.25        | 19.15        | 1.572        | 2.667        | 2                        | 1         | 1         | 1         | 0.79           | 0.671      | 8.333      | 5          |
| Lambayeque    | 143                   | 188         | 11         | 51          | 26.94        | 35.76        | 2.11         | 9.873        | 0                        | 0         | 0         | 0         | --             | --         | --         | --         |
| Lima          | 474                   | 291         | 13         | 73          | 57.54        | 35.82        | 1.593        | 8.914        | 1                        | 0         | 0         | 0         | 0.21           | --         | --         | --         |
| Loreto        | 314                   | 281         | 64         | 206         | 77.75        | 70.75        | 16.38        | 53.62        | 12                       | 4         | 2         | 0         | 3.82           | 1.423      | 3.125      | --         |
| Madre de Dios | 123                   | 122         | 5          | 53          | 94.94        | 94.68        | 3.9          | 41.56        | 0                        | 0         | 0         | 0         | --             | --         | --         | --         |
| Moquegua      | 14                    | 15          | 0          | 0           | 18.88        | 20.37        | --           | --           | 0                        | 0         | 0         | 0         | --             | --         | --         | --         |
| Pasco         | 190                   | 132         | 10         | 40          | 67.5         | 47.13        | 3.584        | 14.39        | 4                        | 4         | 3         | 1         | 2.11           | 3.03       | 30         | 2.5        |
| Piura         | 311                   | 291         | 79         | 188         | 51.67        | 46.23        | 12.66        | 30.38        | 4                        | 0         | 3         | 0         | 1.29           | --         | 3.797      | --         |
| Puno          | 804                   | 613         | 30         | 83          | 56.99        | 43.68        | 2.138        | 5.914        | 13                       | 2         | 1         | 3         | 1.62           | 0.326      | 3.333      | 3.614      |
| San Martín    | 173                   | 149         | 11         | 54          | 43.74        | 37.99        | 2.829        | 14.01        | 0                        | 0         | 0         | 1         | --             | --         | --         | 1.852      |
| Tacna         | 17                    | 19          | 1          | 2           | 24.48        | 27.65        | 1.468        | 3.22         | 1                        | 1         | 0         | 0         | 5.88           | 5.263      | --         | --         |
| Ucayali       | 791                   | 408         | 73         | 256         | 179.4        | 93.45        | 16.88        | 59.82        | 13                       | 8         | 6         | 1         | 1.64           | 1.961      | 8.219      | 0.391      |
| <b>Total</b>  | <b>6209</b>           | <b>4570</b> | <b>468</b> | <b>1431</b> | <b>52.54</b> | <b>38.89</b> | <b>4.012</b> | <b>12.37</b> | <b>100</b>               | <b>46</b> | <b>20</b> | <b>12</b> | <b>1.6</b>     | <b>1.0</b> | <b>4.3</b> | <b>0.8</b> |



PERÚ

Ministerio  
de SaludViceministerio  
de Salud PúblicaCentro Nacional de  
Epidemiología, Prevención  
y Control de Enfermedades

## Episodios, incidencia y defunciones por Neumonía en mayores de 60 años, Plan MINSa 2021 (SE 16 - 33)

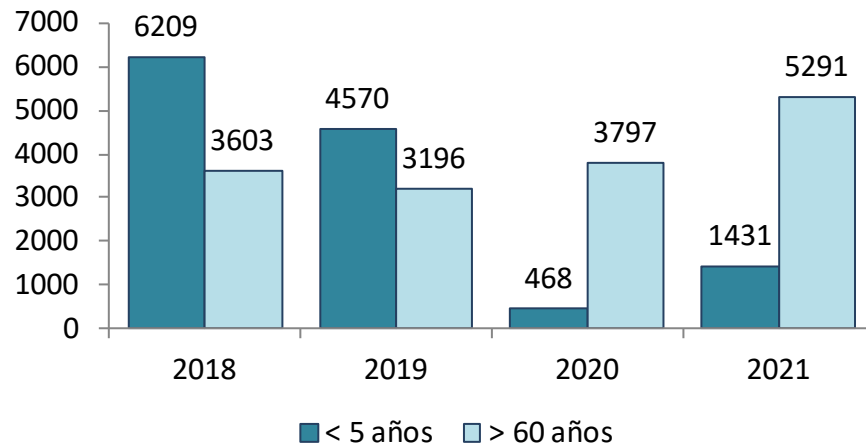
| Departamento  | Episodios de Neumonía |             |             |             | IA Neumonía  |              |              |             | Defunciones por Neumonía |            |            |             | Tasa Letalidad |            |              |              |
|---------------|-----------------------|-------------|-------------|-------------|--------------|--------------|--------------|-------------|--------------------------|------------|------------|-------------|----------------|------------|--------------|--------------|
|               | 2018                  | 2019        | 2020        | 2021        | 2018         | 2019         | 2020         | 2021        | 2018                     | 2019       | 2020       | 2021        | 2018           | 2019       | 2020         | 2021         |
| Amazonas      | 5                     | 7           | 0           | 0           | 39.12        | 52.71        | --           | --          | 0                        | 0          | 0          | 0           | --             | --         | --           | --           |
| Ancash        | 187                   | 242         | 78          | 283         | 28.28        | 35.8         | 11.28        | 39.99       | 2                        | 0          | 5          | 24          | 1.07           | --         | 6.41         | 8.481        |
| Apurímac      | 109                   | 102         | 45          | 98          | 55.5         | 50.91        | 22.02        | 47.02       | 6                        | 8          | 6          | 0           | 5.5            | 7.843      | 13.33        | --           |
| Arequipa      | 161                   | 148         | 114         | 254         | 49.74        | 44.09        | 32.52        | 68.26       | 8                        | 8          | 1          | 0           | 4.97           | 5.405      | 0.877        | --           |
| Ayacucho      | 111                   | 95          | 42          | 175         | 36.07        | 29.38        | 12.72        | 51.69       | 7                        | 4          | 7          | 68          | 6.31           | 4.211      | 16.67        | 38.86        |
| Cajamarca     | 30                    | 7           | 1           | 1           | 12.36        | 2.803        | 0.389        | 0.378       | 0                        | 0          | 0          | 0           | --             | --         | --           | --           |
| Cusco         | 589                   | 559         | 423         | 548         | 47.68        | 43.91        | 32.23        | 40.52       | 45                       | 32         | 26         | 28          | 7.64           | 5.725      | 6.147        | 5.109        |
| Huancavelica  | 129                   | 77          | 26          | 203         | 56.44        | 33.05        | 10.95        | 83.89       | 48                       | 17         | 6          | 47          | 37.2           | 22.08      | 23.08        | 23.15        |
| Huanuco       | 45                    | 30          | 67          | 136         | 11.01        | 7.105        | 15.36        | 29.9        | 1                        | 5          | 15         | 12          | 2.22           | 16.67      | 22.39        | 8.824        |
| Ica           | 105                   | 71          | 264         | 291         | 19.19        | 12.53        | 44.98        | 47.87       | 36                       | 42         | 11         | 40          | 34.3           | 59.15      | 4.167        | 13.75        |
| Junín         | 242                   | 165         | 143         | 369         | 23.28        | 15.43        | 12.99        | 32.6        | 13                       | 5          | 0          | 14          | 5.37           | 3.03       | --           | 3.794        |
| La Libertad   | 264                   | 142         | 411         | 292         | 28.42        | 14.78        | 41.06        | 27.97       | 10                       | 16         | 314        | 168         | 3.79           | 11.27      | 76.4         | 57.53        |
| Lambayeque    | 70                    | 187         | 61          | 165         | 10.01        | 25.76        | 8.09         | 21.07       | 0                        | 0          | 0          | 37          | --             | --         | --           | 22.42        |
| Lima          | 162                   | 149         | 144         | 349         | 17           | 14.76        | 13.72        | 31.96       | 19                       | 15         | 27         | 76          | 11.7           | 10.07      | 18.75        | 21.78        |
| Loreto        | 16                    | 8           | 33          | 20          | 7.042        | 3.366        | 13.28        | 7.702       | 1                        | 1          | 2          | 2           | 6.25           | 12.5       | 6.061        | 10           |
| Madre de Dios | 35                    | 49          | 2           | 30          | 44.41        | 57.84        | 2.197        | 30.68       | 2                        | 1          | 0          | 3           | 5.71           | 2.041      | --           | 10           |
| Moquegua      | 24                    | 25          | 73          | 113         | 21.5         | 21.57        | 60.68        | 90.54       | 1                        | 2          | 23         | 34          | 4.17           | 8          | 31.51        | 30.09        |
| Pasco         | 75                    | 52          | 72          | 92          | 40.83        | 27.47        | 36.87        | 45.69       | 0                        | 0          | 1          | 7           | --             | --         | 1.389        | 7.609        |
| Piura         | 525                   | 470         | 1331        | 1348        | 85.92        | 75.03        | 204.8        | 200         | 19                       | 13         | 162        | 723         | 3.62           | 2.766      | 12.17        | 53.64        |
| Puno          | 449                   | 368         | 177         | 163         | 34.27        | 27.42        | 12.93        | 11.67       | 24                       | 11         | 11         | 15          | 5.35           | 2.989      | 6.215        | 9.202        |
| San Martín    | 65                    | 68          | 195         | 179         | 19.17        | 19.1         | 52.16        | 45.61       | 0                        | 0          | 62         | 59          | --             | --         | 31.79        | 32.96        |
| Tacna         | 55                    | 46          | 38          | 44          | 39.88        | 31.87        | 25.16        | 29.54       | 16                       | 2          | 2          | 1           | 29.1           | 4.348      | 5.263        | 2.273        |
| Ucayali       | 150                   | 129         | 57          | 138         | 38.75        | 31.47        | 13.22        | 30.44       | 0                        | 4          | 6          | 0           | --             | 3.101      | 10.53        | --           |
| <b>Total</b>  | <b>3603</b>           | <b>3196</b> | <b>3797</b> | <b>5291</b> | <b>56.39</b> | <b>50.38</b> | <b>60.23</b> | <b>84.5</b> | <b>258</b>               | <b>186</b> | <b>687</b> | <b>1358</b> | <b>7.16</b>    | <b>5.8</b> | <b>18.09</b> | <b>25.67</b> |





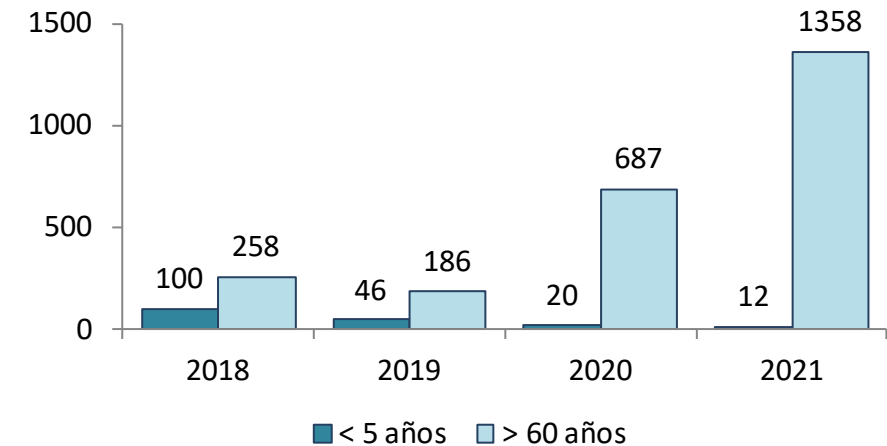
## Episodios y defunciones por Neumonía, Plan MINSA 2021 (SE 16-33)

### Episodios de neumonía, Plan MINSA 2018 - 2021



**Episodios de neumonía < 5 años 206%**  
**Episodios de neumonía > 60 años 39%**

### Defunciones por neumonía Plan MINSA 2018 - 2021



**Fallecidos por neumonía < 5 años -40%**  
**Fallecidos por neumonía > 60 años 98%**