



PERÚ

Ministerio
de Salud

Viceministerio
de Salud Pública

Centro Nacional de
Epidemiología, Prevención
y Control de Enfermedades

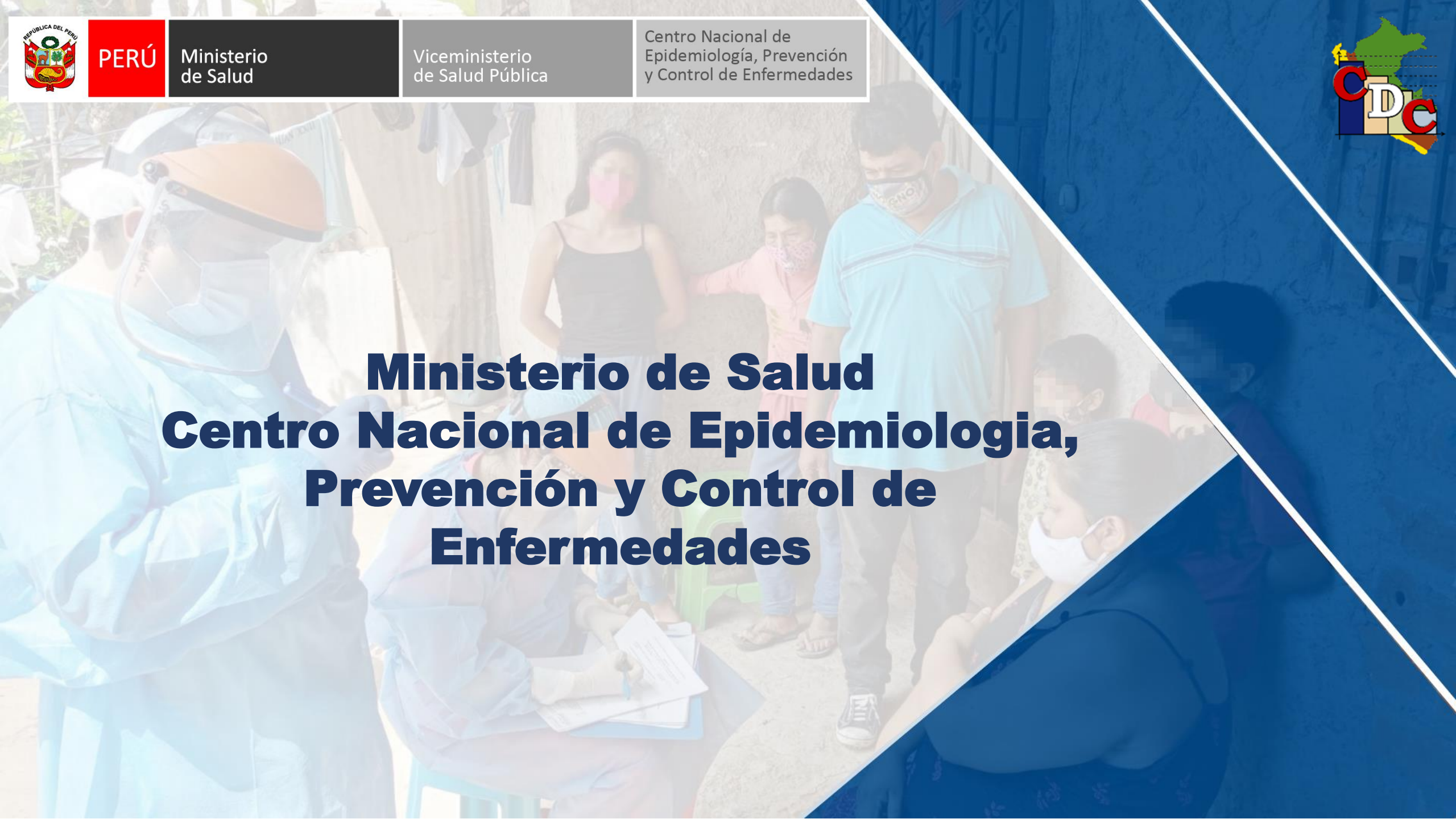


PERÚ

Ministerio
de Salud

Viceministerio
de Salud Pública

Centro Nacional de
Epidemiología, Prevención
y Control de Enfermedades



**Ministerio de Salud
Centro Nacional de Epidemiología,
Prevención y Control de
Enfermedades**



PERÚ

Ministerio
de Salud

Viceministerio
de Salud Pública

Centro Nacional de
Epidemiología, Prevención
y Control de Enfermedades



Situación, IRAS/NEUMONIAS Perú SE 35 – 2021



PERÚ

Ministerio de Salud

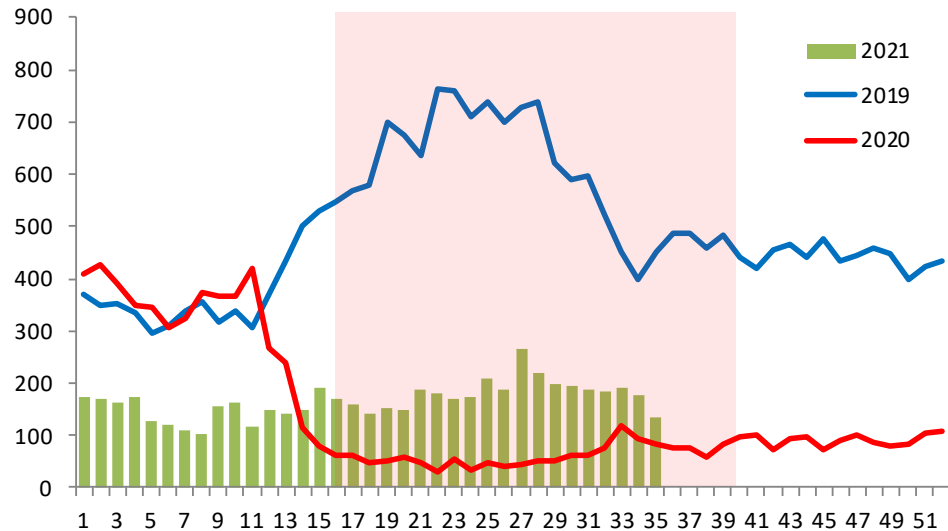
Viceministerio de Salud Pública

Centro Nacional de Epidemiología, Prevención y Control de Enfermedades

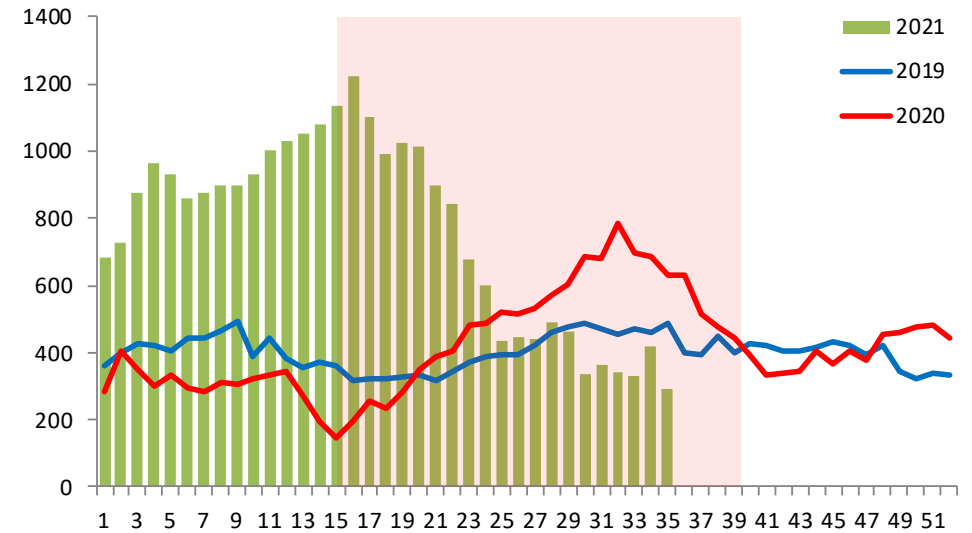


Episodios de Neumonía, Perú 2021 (SE 35)

Menores de 5 años



Mayores de 60 años





PERÚ

Ministerio de Salud

Viceministerio de Salud Pública

Centro Nacional de Epidemiología, Prevención y Control de Enfermedades



Episodios, incidencia y defunciones por Neumonía en menores de 5 años, Perú 2021 (SE 16 - 35)

| Departamento | Episodios de Neumonía | | | | IA Neumonía | | | | Defunciones por Neumonía | | | | Tasa Letalidad | | | |
|---------------|-----------------------|--------------|-------------|-------------|-------------|-------------|------------|-------------|--------------------------|-----------|-----------|-----------|----------------|------------|------------|------------|
| | 2018 | 2019 | 2020 | 2021 | 2018 | 2019 | 2020 | 2021 | 2018 | 2019 | 2020 | 2021 | 2018 | 2019 | 2020 | 2021 |
| Amazonas | 318 | 257 | 33 | 96 | 76.54 | 63.56 | 7.117 | 19.24 | 3 | 7 | 3 | 2 | 0.94 | 2.724 | 9.091 | 2.083 |
| Ancash | 474 | 337 | 29 | 61 | 44.83 | 32.43 | 2.679 | 6.436 | 5 | 2 | 0 | 0 | 1.05 | 0.593 | -- | -- |
| Apurimac | 263 | 187 | 9 | 19 | 54.84 | 39.66 | 2.078 | 5.157 | 1 | 6 | 0 | 0 | 0.38 | 3.209 | -- | -- |
| Arequipa | 1298 | 963 | 32 | 106 | 125.4 | 92.25 | 2.723 | 9.247 | 2 | 0 | 0 | 1 | 0.15 | -- | -- | 0.943 |
| Ayacucho | 266 | 146 | 22 | 60 | 35.02 | 19.3 | 3.182 | 10.31 | 7 | 2 | 0 | 1 | 2.63 | 1.37 | -- | 1.667 |
| Cajamarca | 360 | 425 | 64 | 96 | 25.06 | 30.29 | 4.553 | 7.388 | 4 | 0 | 0 | 0 | 1.11 | -- | -- | -- |
| Callao | 415 | 377 | 21 | 85 | 53.24 | 48.34 | 2.353 | 10.2 | 5 | 3 | 0 | 0 | 1.2 | 0.796 | -- | -- |
| Cusco | 756 | 594 | 30 | 141 | 63.34 | 50.52 | 2.352 | 12.08 | 20 | 7 | 3 | 0 | 2.65 | 1.178 | 10 | -- |
| Huancavelica | 160 | 104 | 9 | 23 | 24.83 | 16.31 | 2.257 | 6.661 | 5 | 2 | 0 | 1 | 3.13 | 1.923 | -- | 4.348 |
| Huanuco | 744 | 387 | 29 | 105 | 82.4 | 43.48 | 3.731 | 14.09 | 10 | 3 | 1 | 1 | 1.34 | 0.775 | 3.448 | 0.952 |
| Ica | 198 | 167 | 20 | 34 | 29.88 | 25.35 | 2.115 | 4.18 | 2 | 1 | 0 | 1 | 1.01 | 0.599 | -- | 2.941 |
| Junin | 415 | 306 | 23 | 55 | 29.45 | 21.79 | 1.749 | 4.595 | 12 | 8 | 1 | 1 | 2.89 | 2.614 | 4.348 | 1.818 |
| La Libertad | 481 | 306 | 24 | 63 | 28.58 | 18.2 | 1.278 | 3.748 | 5 | 5 | 1 | 1 | 1.04 | 1.634 | 4.167 | 1.587 |
| Lambayeque | 207 | 262 | 26 | 122 | 19.62 | 25.06 | 2.253 | 10.82 | 0 | 0 | 0 | 0 | -- | -- | -- | -- |
| Lima | 4955 | 4354 | 296 | 1298 | 68.64 | 60.05 | 4.59 | 16.63 | 22 | 6 | 1 | 1 | 0.44 | 0.138 | 0.338 | 0.077 |
| Loreto | 1280 | 972 | 241 | 354 | 119.6 | 92.43 | 19.28 | 29.1 | 22 | 7 | 3 | 1 | 1.72 | 0.72 | 1.245 | 0.282 |
| Madre de Dios | 132 | 133 | 5 | 56 | 103 | 104.3 | 3.186 | 30.66 | 0 | 0 | 0 | 0 | -- | -- | -- | -- |
| Moquegua | 76 | 93 | 3 | 0 | 57.54 | 70.84 | 2.274 | -- | 1 | 0 | 0 | 0 | 1.32 | -- | -- | -- |
| Pasco | 204 | 144 | 11 | 43 | 66.25 | 46.95 | 4.43 | 18.07 | 4 | 5 | 3 | 1 | 1.96 | 3.472 | 27.27 | 2.326 |
| Piura | 641 | 538 | 105 | 309 | 35.63 | 30.15 | 5.765 | 16.69 | 7 | 2 | 3 | 0 | 1.09 | 0.372 | 2.857 | -- |
| Puno | 872 | 651 | 34 | 93 | 60.48 | 45.14 | 3.065 | 10.13 | 15 | 3 | 1 | 3 | 1.72 | 0.461 | 2.941 | 3.226 |
| San Martin | 235 | 179 | 19 | 95 | 29.6 | 22.73 | 2.055 | 11.01 | 0 | 0 | 1 | 4 | -- | -- | 5.263 | 4.211 |
| Tacna | 44 | 36 | 1 | 4 | 15.82 | 13.04 | 0.393 | 1.595 | 2 | 1 | 0 | 0 | 4.55 | 2.778 | -- | -- |
| Tumbes | 61 | 103 | 3 | 34 | 31.01 | 52.96 | 1.375 | 15.49 | 0 | 0 | 0 | 0 | -- | -- | -- | -- |
| Ucayali | 836 | 444 | 84 | 276 | 190.9 | 102.4 | 12.42 | 39.97 | 16 | 9 | 6 | 1 | 1.91 | 2.027 | 7.143 | 0.362 |
| Total | 15691 | 12465 | 1173 | 3628 | 55.7 | 44.5 | 4.2 | 13.4 | 170 | 79 | 27 | 20 | 1.1 | 0.6 | 2.3 | 0.6 |



PERÚ

Ministerio
de SaludViceministerio
de Salud PúblicaCentro Nacional de
Epidemiología, Prevención
y Control de Enfermedades

Episodios, incidencia y defunciones por Neumonía en mayores de 60 años, Perú 2021 (SE16- 35)

| Departamento | Episodios de Neumonía | | | | IA Neumonía | | | | Defunciones por Neumonía | | | | Tasa Letalidad | | | |
|---------------|-----------------------|-------------|-------------|--------------|--------------|--------------|--------------|--------------|--------------------------|------------|-------------|-------------|----------------|--------------|--------------|--------------|
| | 2018 | 2019 | 2020 | 2021 | 2018 | 2019 | 2020 | 2021 | 2018 | 2019 | 2020 | 2021 | 2018 | 2019 | 2020 | 2021 |
| Amazonas | 73 | 77 | 70 | 64 | 20.08 | 20.52 | 19.9 | 17.43 | 1 | 1 | 19 | 29 | 1.37 | 1.299 | 27.14 | 45.31 |
| Ancash | 234 | 318 | 123 | 406 | 18.57 | 24.67 | 8.161 | 26.21 | 5 | 2 | 6 | 36 | 2.14 | 0.629 | 4.878 | 8.867 |
| Apurímac | 181 | 157 | 61 | 197 | 42.33 | 36.02 | 14.79 | 47.24 | 11 | 12 | 10 | 2 | 6.08 | 7.643 | 16.39 | 1.015 |
| Arequipa | 904 | 1018 | 908 | 1343 | 56.66 | 61.12 | 42.78 | 63.33 | 27 | 121 | 39 | 22 | 2.99 | 11.89 | 4.295 | 1.638 |
| Ayacucho | 200 | 176 | 107 | 864 | 34.75 | 29.98 | 17.2 | 138.9 | 30 | 28 | 11 | 218 | 15 | 15.91 | 10.28 | 25.23 |
| Cajamarca | 312 | 103 | 132 | 182 | 22.65 | 7.269 | 9.904 | 13.19 | 3 | 4 | 10 | 1 | 0.96 | 3.883 | 7.576 | 0.549 |
| Callao | 477 | 394 | 802 | 536 | 37.76 | 29.89 | 44.83 | 28.39 | 49 | 55 | 86 | 132 | 10.3 | 13.96 | 10.72 | 24.63 |
| Cusco | 660 | 628 | 561 | 585 | 47.71 | 44.05 | 40.37 | 40.83 | 54 | 42 | 28 | 29 | 8.18 | 6.688 | 4.991 | 4.957 |
| Huancavelica | 151 | 106 | 54 | 225 | 43.2 | 29.77 | 17.51 | 68.8 | 55 | 22 | 10 | 54 | 36.4 | 20.75 | 18.52 | 24 |
| Huanuco | 178 | 137 | 295 | 255 | 22.85 | 16.89 | 46.45 | 39.4 | 5 | 6 | 17 | 39 | 2.81 | 4.38 | 5.763 | 15.29 |
| Ica | 148 | 94 | 328 | 486 | 16.1 | 9.872 | 27.71 | 38.72 | 45 | 57 | 17 | 132 | 30.4 | 60.64 | 5.183 | 27.16 |
| Junín | 280 | 199 | 189 | 407 | 21.4 | 14.79 | 12.61 | 25.61 | 16 | 7 | 0 | 20 | 5.71 | 3.518 | -- | 4.914 |
| La Libertad | 556 | 314 | 646 | 416 | 27.55 | 14.97 | 25.07 | 15.65 | 19 | 27 | 510 | 229 | 3.42 | 8.599 | 78.95 | 55.05 |
| Lambayeque | 93 | 229 | 155 | 201 | 6.226 | 14.76 | 8.756 | 10.91 | 0 | 1 | 1 | 37 | -- | 0.437 | 0.645 | 18.41 |
| Lima | 2526 | 2234 | 2778 | 3693 | 23.41 | 19.93 | 18.9 | 21.93 | 169 | 186 | 455 | 515 | 6.69 | 8.326 | 16.38 | 13.95 |
| Loreto | 216 | 198 | 104 | 167 | 27.3 | 23.97 | 12.36 | 18.9 | 2 | 4 | 6 | 15 | 0.93 | 2.02 | 5.769 | 8.982 |
| Madre de Dios | 39 | 53 | 2 | 30 | 42.85 | 54.2 | 1.295 | 17.75 | 2 | 1 | 0 | 3 | 5.13 | 1.887 | -- | 10 |
| Moquegua | 104 | 118 | 179 | 221 | 45.95 | 50.25 | 61.39 | 75.05 | 14 | 14 | 52 | 45 | 13.5 | 11.86 | 29.05 | 20.36 |
| Pasco | 84 | 59 | 108 | 138 | 35.47 | 24.18 | 40.93 | 51.41 | 0 | 0 | 1 | 9 | -- | -- | 0.926 | 6.522 |
| Piura | 684 | 620 | 1695 | 1588 | 37.25 | 32.55 | 72.36 | 65.88 | 22 | 16 | 163 | 735 | 3.22 | 2.581 | 9.617 | 46.28 |
| Puno | 498 | 411 | 201 | 172 | 35.65 | 28.84 | 13.96 | 11.47 | 28 | 13 | 11 | 16 | 5.62 | 3.163 | 5.473 | 9.302 |
| San Martín | 80 | 79 | 319 | 320 | 11.6 | 10.9 | 39.92 | 36.9 | 0 | 0 | 107 | 95 | -- | -- | 33.54 | 29.69 |
| Tacna | 67 | 51 | 79 | 61 | 19.56 | 14.21 | 16 | 11.76 | 18 | 3 | 3 | 1 | 26.9 | 5.882 | 3.797 | 1.639 |
| Tumbes | 45 | 98 | 25 | 18 | 21.9 | 45.34 | 8.876 | 6.021 | 0 | 0 | 0 | 0 | -- | -- | -- | -- |
| Ucayali | 155 | 145 | 62 | 149 | 35.53 | 31.61 | 12.01 | 27.78 | 0 | 4 | 7 | 0 | -- | 2.759 | 11.29 | -- |
| Total | 8945 | 8016 | 9983 | 12724 | 26.74 | 23.11 | 24.11 | 29.81 | 575 | 626 | 1569 | 2414 | 6.43 | 7.809 | 15.72 | 18.97 |



PERÚ

Ministerio de Salud

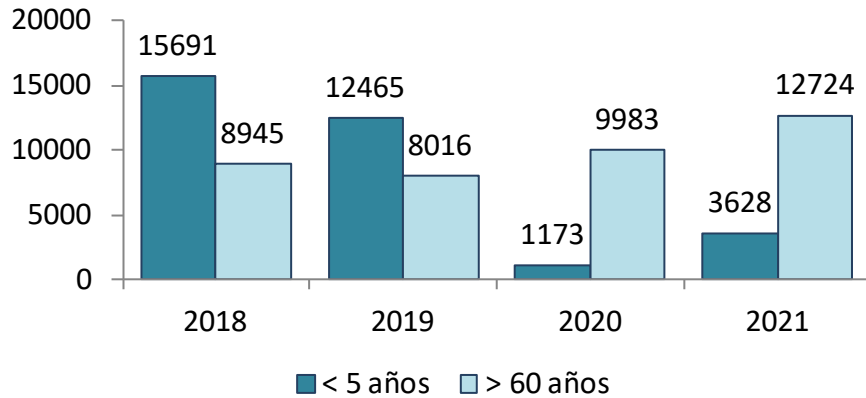
Viceministerio de Salud Pública

Centro Nacional de Epidemiología, Prevención y Control de Enfermedades



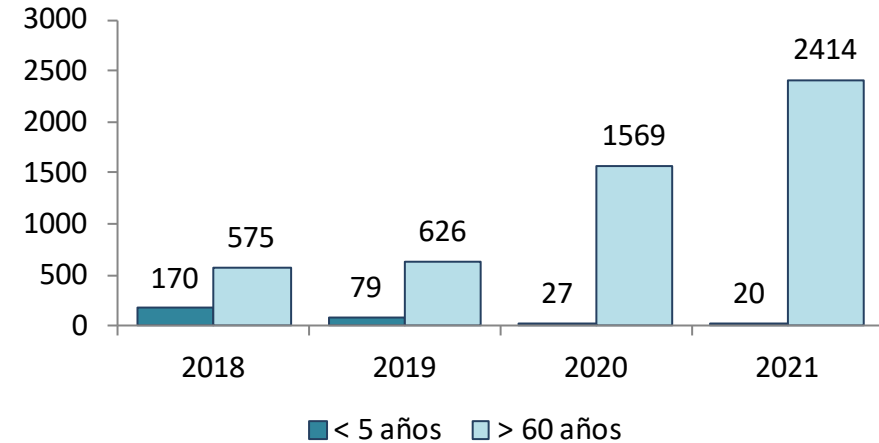
Episodios y defunciones por Neumonía, Perú 2021 (SE 16-35)

Episodios de neumonía, Perú 2018 - 2021



Episodios de neumonía < 5 años 209%
Episodios de neumonía > 60 años 27%

Defunciones por neumonía Perú 2018 - 2021



Fallecidos por neumonía < 5 años -26%
Fallecidos por neumonía > 60 años 54%



PERÚ

Ministerio
de Salud

Viceministerio
de Salud Pública

Centro Nacional de
Epidemiología, Prevención
y Control de Enfermedades

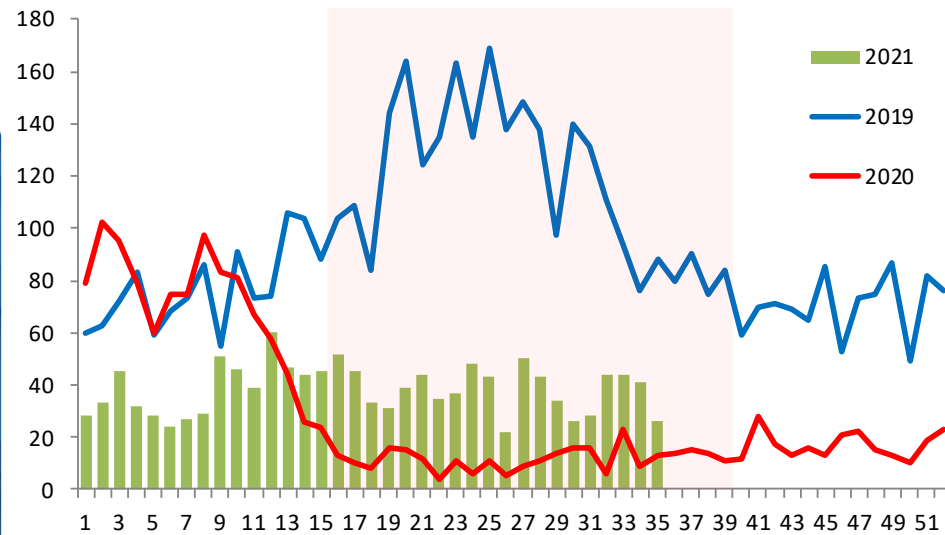


Plan Multisectorial ante Heladas y Friaaje SE 35-2021

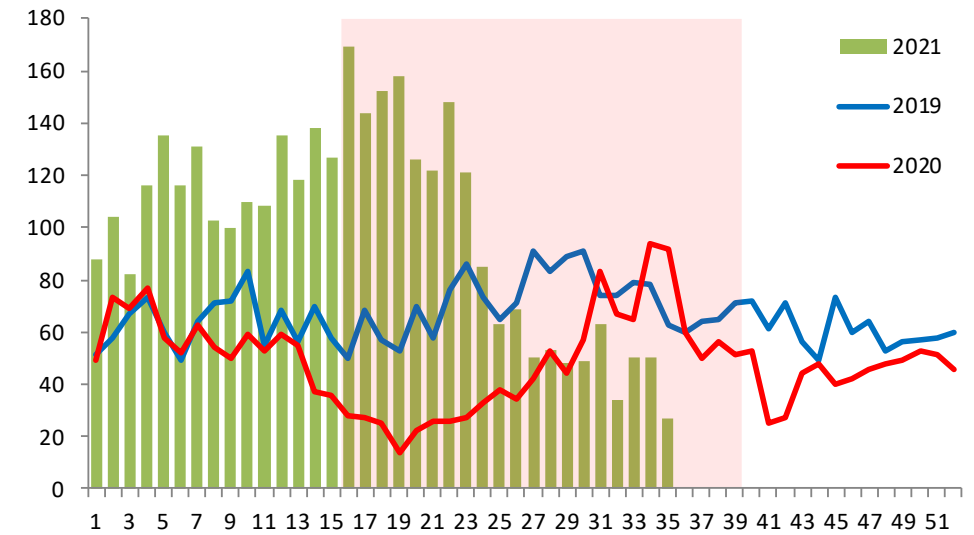


Episodios de Neumonía, PMHyF 2021 (SE 35)

Menores de 5 años



Mayores de 60 años





PERÚ

Ministerio
de SaludViceministerio
de Salud PúblicaCentro Nacional de
Epidemiología, Prevención
y Control de Enfermedades

Episodios, incidencia y defunciones por Neumonía en menores de 5 años, PMHyF 2021 (SE 16 - 35)

| Departamento | Episodios de Neumonía | | | | IA Neumonía | | | | Defunciones por Neumonía | | | | Tasa Letalidad | | | |
|---------------|-----------------------|-------------|------------|------------|-------------|-------------|------------|-------------|--------------------------|-----------|-----------|----------|----------------|------------|------------|------------|
| | 2018 | 2019 | 2020 | 2021 | 2018 | 2019 | 2020 | 2021 | 2018 | 2019 | 2020 | 2021 | 2018 | 2019 | 2020 | 2021 |
| Ancash | 42 | 22 | 1 | 1 | 43.81 | 23.24 | 1.07 | 1.087 | 1 | 0 | 0 | 0 | 2.38 | -- | -- | -- |
| Apurímac | 136 | 81 | 1 | 8 | 58.32 | 35.25 | 0.442 | 3.596 | 1 | 3 | 0 | 0 | 0.74 | 3.704 | -- | -- |
| Arequipa | 26 | 20 | 0 | 8 | 34.85 | 26.82 | -- | 9.958 | 0 | 0 | 0 | 0 | -- | -- | -- | -- |
| Ayacucho | 75 | 72 | 13 | 22 | 22.11 | 21.1 | 3.824 | 6.433 | 3 | 2 | 0 | 0 | 4 | 2.778 | -- | -- |
| Cajamarca | 11 | 8 | 6 | 0 | 15.69 | 11.66 | 8.939 | -- | 0 | 0 | 0 | 0 | -- | -- | -- | -- |
| Cusco | 676 | 501 | 28 | 133 | 56.63 | 42.54 | 2.409 | 11.61 | 20 | 7 | 3 | 0 | 2.96 | 1.397 | 10.71 | -- |
| Huancavelica | 116 | 80 | 8 | 18 | 24.86 | 17.31 | 1.749 | 3.993 | 5 | 1 | 0 | 1 | 4.31 | 1.25 | -- | 5.556 |
| Huanuco | 146 | 101 | 7 | 49 | 31.33 | 21.91 | 1.534 | 10.91 | 4 | 1 | 0 | 1 | 2.74 | 0.99 | -- | 2.041 |
| Ica | 1 | 5 | 3 | 0 | 66.67 | 333.3 | 201.3 | -- | 0 | 0 | 0 | 0 | -- | -- | -- | -- |
| Junín | 262 | 205 | 23 | 44 | 28.15 | 22.08 | 2.485 | 4.768 | 8 | 6 | 1 | 0 | 3.05 | 2.927 | 4.348 | -- |
| La Libertad | 0 | 0 | 0 | 1 | -- | -- | -- | 3.283 | 0 | 0 | 0 | 0 | -- | -- | -- | -- |
| Lima | 8 | 8 | 0 | 2 | 23.46 | 24.94 | -- | 6.232 | 0 | 0 | 0 | 0 | -- | -- | -- | -- |
| Loreto | 5 | 25 | 7 | 19 | 12.43 | 63.24 | 18.01 | 49.75 | 0 | 0 | 0 | 0 | -- | -- | -- | -- |
| Madre de Dios | 132 | 133 | 5 | 56 | 101.9 | 103.2 | 3.9 | 43.91 | 0 | 0 | 0 | 0 | -- | -- | -- | -- |
| Moquegua | 1 | 0 | 0 | 0 | 5.618 | -- | -- | -- | 0 | 0 | 0 | 0 | -- | -- | -- | -- |
| Pasco | 194 | 120 | 9 | 38 | 70.35 | 43.75 | 3.294 | 13.96 | 4 | 3 | 1 | 1 | 2.06 | 2.5 | 11.11 | 2.632 |
| Piura | 18 | 12 | 1 | 4 | 60.87 | 40.84 | 3.428 | 13.81 | 0 | 0 | 0 | 0 | -- | -- | -- | -- |
| Puno | 872 | 651 | 34 | 93 | 58.62 | 43.87 | 2.291 | 6.265 | 15 | 3 | 1 | 3 | 1.72 | 0.461 | 2.941 | 3.226 |
| San Martín | 68 | 26 | 4 | 8 | 134.7 | 51.9 | 8.063 | 16.29 | 0 | 0 | 0 | 0 | -- | -- | -- | -- |
| Tacna | 0 | 0 | 0 | 0 | -- | -- | -- | -- | 0 | 0 | 0 | 0 | -- | -- | -- | -- |
| Ucayali | 795 | 422 | 78 | 261 | 190.9 | 102.5 | 19.13 | 64.67 | 16 | 9 | 6 | 1 | 2.01 | 2.133 | 7.692 | 0.383 |
| Total | 3584 | 2492 | 228 | 765 | 56.1 | 39.3 | 3.6 | 12.2 | 77 | 35 | 12 | 7 | 2.1 | 1.4 | 5.3 | 0.9 |

Fuente: Centro Nacional de Epidemiología, Prevención y Control de Enfermedades - MINSA



PERÚ

Ministerio
de SaludViceministerio
de Salud PúblicaCentro Nacional de
Epidemiología, Prevención
y Control de Enfermedades

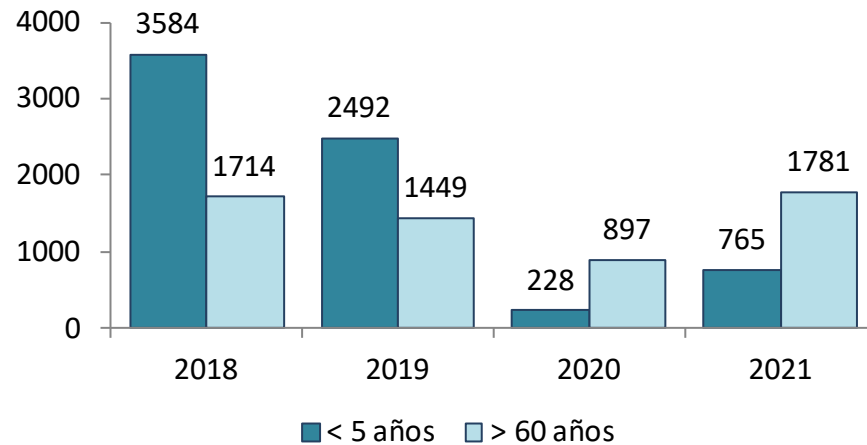
Episodios, incidencia y defunciones por Neumonía en mayores de 60 años, PMHyF 2021 (SE 16 - 35)

| Departamento | Episodios de Neumonía | | | | IA Neumonía | | | | Defunciones por Neumonía | | | | Tasa Letalidad | | | |
|---------------|-----------------------|-------------|------------|-------------|-------------|-------------|-------------|-------------|--------------------------|-----------|-----------|------------|----------------|------------|------------|-------------|
| | 2018 | 2019 | 2020 | 2021 | 2018 | 2019 | 2020 | 2021 | 2018 | 2019 | 2020 | 2021 | 2018 | 2019 | 2020 | 2021 |
| Ancash | 18 | 20 | 11 | 58 | 18.44 | 20.01 | 10.75 | 55.42 | 0 | 1 | 1 | 7 | -- | 5 | 9.091 | 12.07 |
| Apurímac | 48 | 66 | 24 | 143 | 28.45 | 38.17 | 13.61 | 79.55 | 4 | 2 | 4 | 2 | 8.33 | 3.03 | 16.67 | 1.399 |
| Arequipa | 28 | 20 | 18 | 76 | 37.8 | 26.04 | 21.68 | 82.88 | 0 | 1 | 0 | 0 | -- | 5 | -- | -- |
| Ayacucho | 78 | 66 | 47 | 154 | 35.2 | 27.77 | 19.36 | 61.75 | 3 | 3 | 5 | 51 | 3.85 | 4.545 | 10.64 | 33.12 |
| Cajamarca | 0 | 0 | 0 | 0 | -- | -- | -- | -- | 0 | 0 | 0 | 0 | -- | -- | -- | -- |
| Cusco | 428 | 337 | 168 | 342 | 35.32 | 27 | 13.05 | 25.79 | 50 | 38 | 25 | 25 | 11.7 | 11.28 | 14.88 | 7.31 |
| Huancavelica | 116 | 83 | 43 | 205 | 53.33 | 37.46 | 19.04 | 88.78 | 43 | 17 | 10 | 49 | 37.1 | 20.48 | 23.26 | 23.9 |
| Huanuco | 37 | 19 | 64 | 84 | 11.95 | 5.941 | 19.37 | 24.09 | 1 | 4 | 15 | 10 | 2.7 | 21.05 | 23.44 | 11.9 |
| Ica | 0 | 0 | 0 | 0 | -- | -- | -- | -- | 0 | 0 | 0 | 0 | -- | -- | -- | -- |
| Junín | 150 | 116 | 133 | 244 | 22.55 | 16.94 | 18.88 | 33.66 | 5 | 5 | 0 | 10 | 3.33 | 4.31 | -- | 4.098 |
| La Libertad | 0 | 0 | 0 | 0 | -- | -- | -- | -- | 0 | 0 | 0 | 0 | -- | -- | -- | -- |
| Lima | 0 | 3 | 1 | 2 | -- | 7.628 | 2.444 | 4.706 | 0 | 1 | 0 | 1 | -- | 33.33 | -- | 50 |
| Loreto | 2 | 2 | 0 | 0 | 8.34 | 7.974 | -- | -- | 0 | 0 | 0 | 0 | -- | -- | -- | -- |
| Madre de Dios | 39 | 53 | 2 | 30 | 49.49 | 62.56 | 2.197 | 30.68 | 2 | 1 | 0 | 3 | 5.13 | 1.887 | -- | 10 |
| Moquegua | 1 | 2 | 0 | 1 | 2.697 | 5.2 | -- | 2.421 | 0 | 2 | 0 | 0 | -- | 100 | -- | -- |
| Pasco | 75 | 56 | 105 | 102 | 39.38 | 28.54 | 51.89 | 48.91 | 0 | 0 | 1 | 7 | -- | -- | 0.952 | 6.863 |
| Piura | 0 | 0 | 0 | 0 | -- | -- | -- | -- | 0 | 0 | 0 | 0 | -- | -- | -- | -- |
| Puno | 498 | 411 | 201 | 172 | 36.53 | 29.26 | 14.02 | 11.76 | 28 | 13 | 11 | 16 | 5.62 | 3.163 | 5.473 | 9.302 |
| San Martín | 41 | 51 | 19 | 19 | 110.7 | 131.1 | 46.48 | 44.22 | 0 | 0 | 0 | 1 | -- | -- | -- | 5.263 |
| Tacna | 0 | 0 | 0 | 0 | -- | -- | -- | -- | 0 | 0 | 0 | 0 | -- | -- | -- | -- |
| Ucayali | 155 | 144 | 61 | 149 | 41.93 | 37.03 | 14.92 | 34.65 | 0 | 3 | 7 | 0 | -- | 2.083 | 11.48 | -- |
| Total | 1714 | 1449 | 897 | 1781 | 26.8 | 22.8 | 14.2 | 28.4 | 136 | 91 | 79 | 182 | 7.9 | 6.3 | 8.8 | 10.2 |



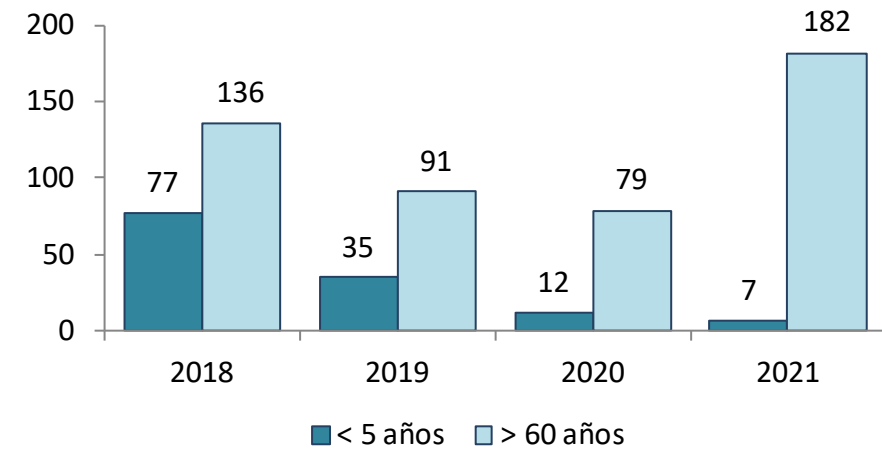
Episodios y defunciones por Neumonía, PMHyF 2021 (SE 16-35)

Episodios de neumonía, PMHyF 2018 - 2021



Episodios de neumonía < 5 años **236%**
Episodios de neumonía > 60 años **99%**

Defunciones por neumonía PMHyF 2018 - 2021



Fallecidos por neumonía < 5 años **-42%**
Fallecidos por neumonía > 60 años **130%**



PERÚ

Ministerio
de Salud

Viceministerio
de Salud Pública

Centro Nacional de
Epidemiología, Prevención
y Control de Enfermedades

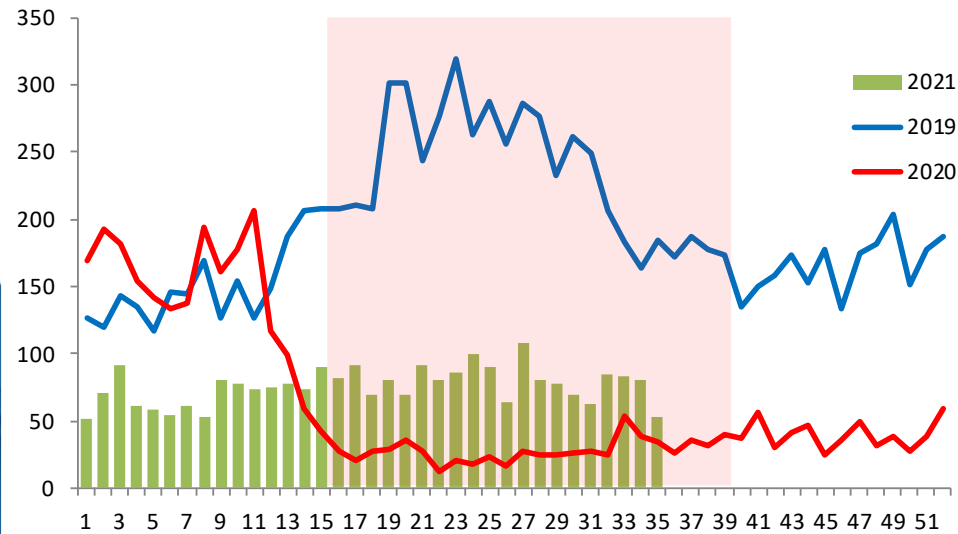


Plan MINSA, IRAS/NEUMONIAS Perú SE 35 – 2021

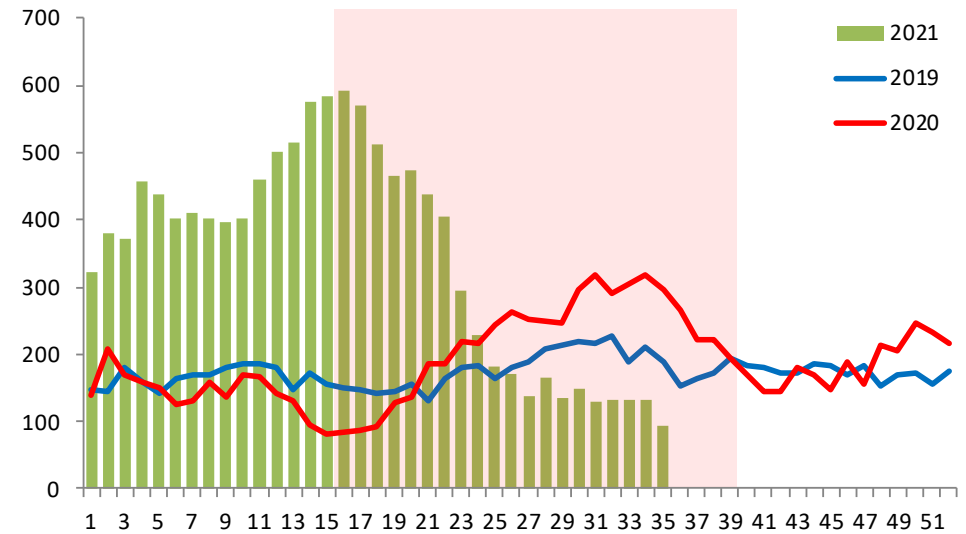


Episodios de Neumonía, Plan MINSA 2021 (SE 35)

Menores de 5 años



Mayores de 60 años





PERÚ

Ministerio
de SaludViceministerio
de Salud PúblicaCentro Nacional de
Epidemiología, Prevención
y Control de Enfermedades

Episodios, incidencia y defunciones por Neumonía en menores de 5 años, Plan MINSa 2021 (SE 16 - 35)

| Departamento | Episodios de Neumonía | | | | IA Neumonía | | | | Defunciones por Neumonía | | | | Tasa Letalidad | | | |
|---------------|-----------------------|-------------|------------|-------------|-------------|--------------|--------------|--------------|--------------------------|-----------|-----------|-----------|----------------|------------|------------|------------|
| | 2018 | 2019 | 2020 | 2021 | 2018 | 2019 | 2020 | 2021 | 2018 | 2019 | 2020 | 2021 | 2018 | 2019 | 2020 | 2021 |
| Amazonas | 89 | 65 | 22 | 53 | 117.4 | 87.14 | 30.01 | 73.62 | 0 | 4 | 0 | 2 | -- | 6.154 | -- | 3.774 |
| Ancash | 274 | 255 | 26 | 36 | 48.03 | 45.29 | 4.687 | 6.599 | 3 | 1 | 0 | 0 | 1.09 | 0.392 | -- | -- |
| Apurímac | 234 | 153 | 9 | 9 | 86.6 | 57.49 | 3.437 | 3.495 | 1 | 4 | 0 | 0 | 0.43 | 2.614 | -- | -- |
| Arequipa | 255 | 181 | 1 | 21 | 89.02 | 63.19 | 0.341 | 6.876 | 0 | 0 | 0 | 0 | -- | -- | -- | -- |
| Ayacucho | 145 | 92 | 14 | 31 | 34.58 | 21.82 | 3.334 | 7.356 | 5 | 1 | 0 | 0 | 3.45 | 1.087 | -- | -- |
| Cajamarca | 132 | 89 | 17 | 18 | 41.95 | 28.93 | 5.646 | 6.113 | 0 | 0 | 0 | 0 | -- | -- | -- | -- |
| Cusco | 750 | 588 | 30 | 138 | 63.83 | 50.73 | 2.623 | 12.25 | 20 | 7 | 3 | 0 | 2.67 | 1.19 | 10 | -- |
| Huancavelica | 145 | 90 | 9 | 19 | 29.22 | 18.31 | 1.85 | 3.989 | 5 | 1 | 0 | 1 | 3.45 | 1.111 | -- | 5.263 |
| Huanuco | 189 | 127 | 13 | 64 | 32.44 | 22.03 | 2.278 | 11.5 | 5 | 3 | 0 | 1 | 2.65 | 2.362 | -- | 1.563 |
| Ica | 166 | 143 | 20 | 18 | 40.39 | 34.97 | 4.913 | 4.446 | 2 | 0 | 0 | 0 | 1.2 | -- | -- | -- |
| Junín | 385 | 280 | 23 | 53 | 30.25 | 22.06 | 1.818 | 4.205 | 11 | 7 | 1 | 1 | 2.86 | 2.5 | 4.348 | 1.887 |
| La Libertad | 264 | 158 | 12 | 22 | 33.78 | 20.31 | 1.572 | 2.934 | 3 | 2 | 1 | 1 | 1.14 | 1.266 | 8.333 | 4.545 |
| Lambayeque | 146 | 206 | 16 | 55 | 27.51 | 39.18 | 3.07 | 10.65 | 0 | 0 | 0 | 0 | -- | -- | -- | -- |
| Lima | 502 | 316 | 13 | 81 | 60.94 | 38.9 | 1.593 | 9.891 | 1 | 0 | 0 | 0 | 0.2 | -- | -- | -- |
| Loreto | 342 | 315 | 77 | 227 | 84.68 | 79.31 | 19.71 | 59.08 | 12 | 4 | 2 | 1 | 3.51 | 1.27 | 2.597 | 0.441 |
| Madre de Dios | 132 | 133 | 5 | 56 | 101.9 | 103.2 | 3.9 | 43.91 | 0 | 0 | 0 | 0 | -- | -- | -- | -- |
| Moquegua | 14 | 15 | 0 | 0 | 18.88 | 20.37 | -- | -- | 0 | 0 | 0 | 0 | -- | -- | -- | -- |
| Pasco | 201 | 138 | 11 | 43 | 71.41 | 49.27 | 3.942 | 15.47 | 4 | 4 | 3 | 1 | 1.99 | 2.899 | 27.27 | 2.326 |
| Piura | 332 | 307 | 89 | 224 | 55.16 | 48.78 | 14.26 | 36.19 | 4 | 1 | 3 | 0 | 1.2 | 0.326 | 3.371 | -- |
| Puno | 871 | 651 | 34 | 93 | 61.74 | 46.39 | 2.423 | 6.626 | 14 | 3 | 1 | 3 | 1.61 | 0.461 | 2.941 | 3.226 |
| San Martín | 185 | 152 | 14 | 64 | 46.78 | 38.75 | 3.601 | 16.61 | 0 | 0 | 0 | 1 | -- | -- | -- | 1.563 |
| Tacna | 17 | 20 | 1 | 2 | 24.48 | 29.11 | 1.468 | 3.22 | 1 | 1 | 0 | 0 | 5.88 | 5 | -- | -- |
| Ucayali | 836 | 444 | 84 | 276 | 189.6 | 101.7 | 19.43 | 64.49 | 16 | 9 | 6 | 1 | 1.91 | 2.027 | 7.143 | 0.362 |
| Total | 6606 | 4918 | 540 | 1603 | 55.9 | 41.85 | 4.629 | 13.86 | 107 | 52 | 20 | 13 | 1.6 | 1.1 | 3.7 | 0.8 |



PERÚ

Ministerio
de SaludViceministerio
de Salud PúblicaCentro Nacional de
Epidemiología, Prevención
y Control de Enfermedades

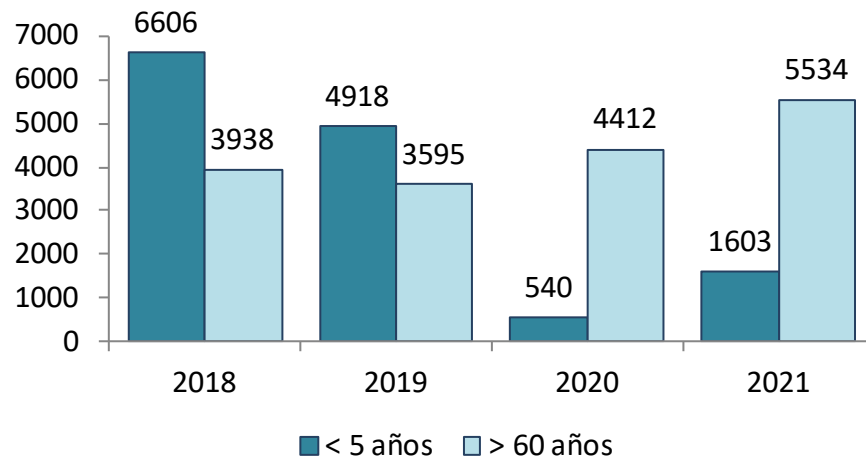
Episodios, incidencia y defunciones por Neumonía en mayores de 60 años, Plan MINSa 2021 (SE 16 - 35)

| Departamento | Episodios de Neumonía | | | | IA Neumonía | | | | Defunciones por Neumonía | | | | Tasa Letalidad | | | |
|---------------|-----------------------|-------------|-------------|-------------|--------------|--------------|--------------|--------------|--------------------------|------------|------------|-------------|----------------|------------|--------------|--------------|
| | 2018 | 2019 | 2020 | 2021 | 2018 | 2019 | 2020 | 2021 | 2018 | 2019 | 2020 | 2021 | 2018 | 2019 | 2020 | 2021 |
| Amazonas | 5 | 7 | 0 | 0 | 39.12 | 52.71 | -- | -- | 0 | 0 | 0 | 0 | -- | -- | -- | -- |
| Ancash | 194 | 274 | 94 | 300 | 29.34 | 40.54 | 13.59 | 42.39 | 4 | 1 | 5 | 26 | 2.06 | 0.365 | 5.319 | 8.667 |
| Apurímac | 128 | 110 | 48 | 102 | 65.17 | 54.91 | 23.49 | 48.94 | 6 | 8 | 6 | 0 | 4.69 | 7.273 | 12.5 | -- |
| Arequipa | 185 | 170 | 137 | 265 | 57.16 | 50.65 | 39.08 | 71.21 | 9 | 9 | 1 | 0 | 4.86 | 5.294 | 0.73 | -- |
| Ayacucho | 114 | 104 | 57 | 182 | 37.05 | 32.17 | 17.26 | 53.76 | 7 | 4 | 8 | 68 | 6.14 | 3.846 | 14.04 | 37.36 |
| Cajamarca | 30 | 7 | 1 | 1 | 12.36 | 2.803 | 0.389 | 0.378 | 0 | 0 | 0 | 0 | -- | -- | -- | -- |
| Cusco | 652 | 621 | 561 | 582 | 52.78 | 48.78 | 42.74 | 43.03 | 52 | 38 | 28 | 28 | 7.98 | 6.119 | 4.991 | 4.811 |
| Huancavelica | 139 | 92 | 51 | 211 | 60.82 | 39.49 | 21.47 | 87.19 | 49 | 19 | 10 | 49 | 35.3 | 20.65 | 19.61 | 23.22 |
| Huanuco | 50 | 30 | 73 | 145 | 12.24 | 7.105 | 16.74 | 31.88 | 1 | 5 | 15 | 14 | 2 | 16.67 | 20.55 | 9.655 |
| Ica | 123 | 78 | 284 | 300 | 22.48 | 13.77 | 48.39 | 49.35 | 38 | 49 | 11 | 42 | 30.9 | 62.82 | 3.873 | 14 |
| Junín | 266 | 191 | 182 | 383 | 25.59 | 17.86 | 16.54 | 33.83 | 16 | 6 | 0 | 17 | 6.02 | 3.141 | -- | 4.439 |
| La Libertad | 300 | 171 | 440 | 296 | 32.29 | 17.8 | 43.96 | 28.35 | 12 | 16 | 333 | 168 | 4 | 9.357 | 75.68 | 56.76 |
| Lambayeque | 73 | 210 | 82 | 167 | 10.44 | 28.92 | 10.87 | 21.32 | 0 | 0 | 0 | 37 | -- | -- | -- | 22.16 |
| Lima | 176 | 172 | 185 | 365 | 18.47 | 17.04 | 17.62 | 33.43 | 19 | 19 | 27 | 78 | 10.8 | 11.05 | 14.59 | 21.37 |
| Loreto | 17 | 11 | 36 | 20 | 7.482 | 4.629 | 14.49 | 7.702 | 1 | 1 | 2 | 2 | 5.88 | 9.091 | 5.556 | 10 |
| Madre de Dios | 39 | 53 | 2 | 30 | 49.49 | 62.56 | 2.197 | 30.68 | 2 | 1 | 0 | 3 | 5.13 | 1.887 | -- | 10 |
| Moquegua | 27 | 26 | 94 | 117 | 24.19 | 22.43 | 78.14 | 93.75 | 1 | 2 | 35 | 34 | 3.7 | 7.692 | 37.23 | 29.06 |
| Pasco | 79 | 54 | 104 | 100 | 43.01 | 28.52 | 53.25 | 49.66 | 0 | 0 | 1 | 7 | -- | -- | 0.962 | 7 |
| Piura | 557 | 535 | 1453 | 1414 | 91.16 | 85.4 | 223.6 | 209.8 | 21 | 15 | 162 | 732 | 3.77 | 2.804 | 11.15 | 51.77 |
| Puno | 498 | 411 | 201 | 172 | 38.01 | 30.63 | 14.68 | 12.31 | 28 | 13 | 11 | 16 | 5.62 | 3.163 | 5.473 | 9.302 |
| San Martín | 71 | 74 | 213 | 185 | 20.94 | 20.79 | 56.98 | 47.14 | 0 | 0 | 64 | 60 | -- | -- | 30.05 | 32.43 |
| Tacna | 60 | 49 | 52 | 48 | 43.51 | 33.95 | 34.43 | 32.23 | 18 | 3 | 3 | 1 | 30 | 6.122 | 5.769 | 2.083 |
| Ucayali | 155 | 145 | 62 | 149 | 40.04 | 35.37 | 14.38 | 32.87 | 0 | 4 | 7 | 0 | -- | 2.759 | 11.29 | -- |
| Total | 3938 | 3595 | 4412 | 5534 | 61.64 | 56.67 | 69.99 | 88.38 | 284 | 213 | 729 | 1382 | 7.21 | 5.9 | 16.52 | 24.97 |



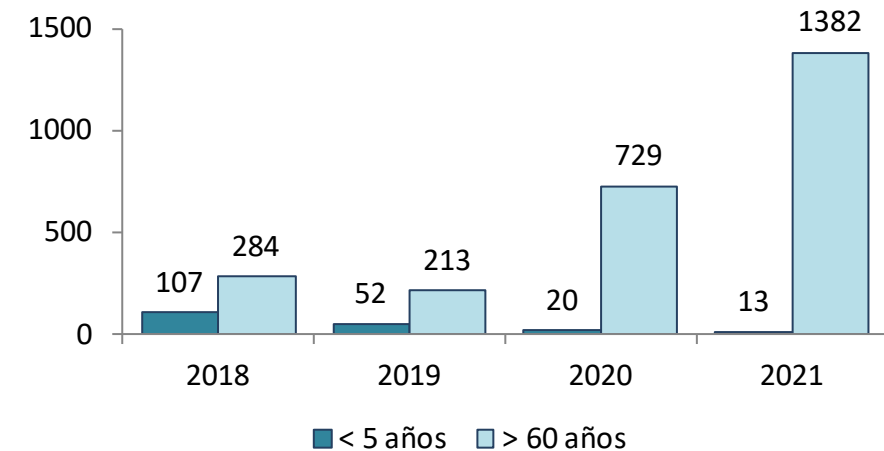
Episodios y defunciones por Neumonía, Plan MINSA 2021 (SE 16-35)

Episodios de neumonía, Plan MINSA 2018 - 2021



Episodios de neumonía < 5 años 197%
Episodios de neumonía > 60 años 25%

Defunciones por neumonía Plan MINSA 2018 - 2021



Fallecidos por neumonía < 5 años -35%
Fallecidos por neumonía > 60 años 90%